

Hazards of Nature, Risks to Development

An IEG Evaluation of World Bank Assistance for Natural Disasters



INDEPENDENT EVALUATION GROUP

ENHANCING DEVELOPMENT EFFECTIVENESS THROUGH EXCELLENCE AND INDEPENDENCE IN EVALUATION

The Independent Evaluation Group (IEG) reports directly to the Bank's Board of Executive Directors. IEG assesses what works, and what does not; how a borrower plans to run and maintain a project; and the lasting contribution of the Bank to a country's overall development. The goals of evaluation are to learn from experience, to provide an objective basis for assessing the results of the Bank's work, and to provide accountability in the achievement of its objectives. It also improves Bank work by identifying and disseminating the lessons learned from experience and by framing recommendations drawn from evaluation findings.



Hazards of Nature, Risks to Development

An IEG Evaluation of World Bank
Assistance for Natural Disasters

© 2006 The International Bank for Reconstruction and Development / The World Bank
1818 H Street, NW
Washington, DC 20433
Telephone 202-473-1000
Internet www.worldbank.org
E-mail feedback@worldbank.org

All rights reserved
Manufactured in the United States of America

The findings, interpretations, and conclusions expressed here are those of the author(s) and do not necessarily reflect the views of the Board of Executive Directors of the World Bank or the governments they represent.

The World Bank cannot guarantee the accuracy of the data included in this work. The boundaries, colors, denominations, and other information shown on any map in the work do not imply on the part of the World Bank any judgment of the legal status of any territory or the endorsement or acceptance of such boundaries.

Rights and Permissions

The material in this publication is copyrighted. Copying and/or transmitting portions or all of this work without permission may be a violation of applicable law. The World Bank encourages dissemination of its work and will normally grant permission promptly.

For permission to photocopy or reprint any part of this work, please send a request with complete information to the Copyright Clearance Center, Inc., 222 Rosewood Drive, Danvers, MA 01923, USA, telephone 978-750-8400, fax 978-750-4470, www.copyright.com.

All other queries on rights and licenses, including subsidiary rights, should be addressed to the Office of the Publisher, World Bank, 1818 H Street NW, Washington, DC 20433, USA, fax 202-522-2422, e-mail pubrights@worldbank.org.

Photo credit: Banda Aceh, Northern Sumatra, Indonesia, January 2005. © Martin Adler, courtesy of Panos Pictures.

ISBN-10 0-8213-6650-5
ISBN-13: 978-0-8213-6650-9
e-ISBN 0-8213-6651-3
DOI: 10.1596/978-0-8213-6650-9

Library of Congress Cataloging-in-Publication Data has been applied for.



- 5 Developing Countries and Natural Disasters
- 6 Response, Recovery, and Reconstruction
- 7 The World Bank and Natural Disasters
- 8 The Evaluation
- 9 Evaluative Instruments and Methods

29	Defining Relevance of Disaster Assistance
31	Delivering Quick Support for the Immediate Response
32	Delivering New Projects for the Recovery
35	Reducing Vulnerability over the Longer Term
36	Does the Bank Respond Quickly?
38	Using a Long-Term View to Select Short- and Medium-Term Actions
43	Participation in Natural Disaster Response
44	Shelter and Housing
46	Relocation
47	Vulnerable Groups
55	Natural Disasters in Relation to Other Emergencies
57	Emergency Recovery Lending Timeframe
58	Relief and Consumption Expenditures
59	Forms of Disaster Assistance
60	Rebuilding Physical Assets and Restoring Economic and Social Activities
60	Recurring Disaster Events
60	Disaster-Resistant Construction Standards
61	Emergency Preparedness Studies
62	Technical Assistance on Prevention and Mitigation Measures
62	Addressing Longer-Term Disaster Issues
64	Procurement
64	Donor Coordination
66	Institutional Development
68	What Works in Developed Countries May Not Work Elsewhere

4	1.1	Why Do Natural Disasters Seem to Be Increasing in Number?
6	1.2	A Troubled Relief Compromises the Ability to Recover
18	2.1	What Are Emergency Recovery Loans?
20	2.2	Other Organizations Have Institutional Structures for Disaster Risk Management
25	3.1	Disaster Damage Undermines Development Progress
26	3.2	To What Extent Do CASs Develop Disaster-Specific Strategies Appropriate to Prevailing Hazards?
31	4.1	Equipment Acquisition Can Be Particularly Problematic
32	4.2	A Sense of Urgency Can Lead to a Wasteful Response
35	4.3	Reducing Vulnerability May Also Reduce Poverty
36	4.4	Bank Helps Finance Insurance Scheme in Turkey
38	4.5	Damage Sustained Is a Function of a Community's Level of Vulnerability
38	4.6	Reducing Vulnerability Takes Time
40	4.7	Damage Assessments Are Useful But Have Some Shortcomings
48	5.1	The Poor Take the Heaviest Blow
50	5.2	Social Funds Can Be Part of a Rapid, Locally Based Response
59	6.1	Contingency Financing—A Learning Process
65	6.2	What Happens When the Bank Does Not Stay Engaged?
5	1.1	The Cost of Disaster Damage Is Rising
12	2.1	The Number of Projects Related to Natural Disasters Has Been Rising, with Sharp Peaks in Lending about Every Five Years
13	2.2	The Bank Has Most Often Provided Lending for Disasters in Africa and in Latin America and the Caribbean
16	2.3	Reallocations Peaked Following Each Policy Revision
17	2.4	Natural Disaster Portfolio Ratings: Projects Approved and Completed, 1984–2005
34	4.1	Average Implementation and Extension Times for Projects Containing Disaster Activities: All Disaster Projects
37	4.2	How Long Do Projects Take?
51	5.1	Projects Are Increasingly Addressing Women's Vulnerabilities
56	6.1	The Use of ERLs Has Increased with Each Policy Revision
61	6.2	ERLs by Natural Disaster Type
63	6.3	Focus on Mitigation Has Increased with Each Successive Project in Turkey
65	6.4	The Bank Often Leads Coordination, But Borrower Role Is Growing
8	1.1	Key Provisions of Current Bank Policy Statement
12	2.1	Natural Disaster Portfolio Composition, 1984 to 2005
15	2.2	Concentration of Lending in the Disaster Portfolio Compared with Overall Bank Lending

16	2.3	Ten Largest Loans for Disasters
19	2.4	A Dozen Lessons Learned from Natural Disaster Projects
25	3.1	Many CASs That Should Discuss Natural Disasters Do Not
26	3.2	Natural Disaster Risk Can Be Mainstreamed in the Bank's Lending
30	4.1	The 10 Most Frequently Pursued Activities
48	5.1	Some Projects in the Portfolio Have Been Designed to Reach the Poor
49	5.2	Projects Often Exceeded Expected Impact on the Poor, But Data Are Incomplete
66	6.1	Project Performance Drops Sharply with More Than Three Partners



Acknowledgments

This evaluation of the World Bank’s experience with natural disasters was done by the Independent Evaluation Group–World Bank at the request of the Bank’s Board of Executive Directors. It comes at an appropriate time. Natural disasters are affecting development in many countries, setting back hard-won development gains.

In consequence, lending for natural disasters is a growing business for the Bank. The lessons produced by this evaluation are expected to inform good practice and ensure the achievement of results in Bank activities. The evaluation is also intended for use in an ongoing revision of the Bank’s policy statement on emergency assistance.


The evaluation was conducted under the leadership of Ronald S. Parker, and this report was written by Ronald Parker and William Hurlbut, with inputs from Anna Amato, Mark Emmert, Silke Heuser, and Kristin Little. Helen Phillip provided administrative support. Caroline McEuen edited the manuscript for publication. Peer reviewer Alexandra Ortiz provided valuable comments on earlier drafts of the report.

The authors gratefully acknowledge the members of the Advisory Committee—Mary Anderson, Ian Davis, Prema Gopalan, and Franklin McDonald—for their early guidance and their

patient and detailed review of drafts of this report. We also gratefully acknowledge the financial support provided by our partner, the Swiss Agency for Development and Cooperation (SDC), which made possible a considerable amount of the background research upon which this evaluation is based. We also thank Margaret Arnold, Alcira Kreimer, and Zoe Trohanis of the Hazard Management Unit, and Bank task manager Francis Ghesquiere. The study conducted several field missions. The authors thank Yýldýz Aydin, Murat Sungur Bursa, Dawn French, Ali Ihsan, Cheryl Mathurin, Francisco Rivas, S.A.M. Rafiquzzaman, Kuljit S. Sidhu, and Krishna S. Vatsa for their support and valuable insights during these missions.

A database of project information created for this evaluation brought together for the first time all the available information on every Bank project that had disaster-related activities. This database will be turned over to the Hazard Risk Management Team of the Urban Unit.

Director-General, Evaluation: *Vinod Thomas*
Director, Independent Evaluation Group, World Bank: *Ajay Chbibber*
Manager, Sector, Thematic, and Global Evaluation: *Alain Barbu*
Task Manager: *Ronald S. Parker*



Foreword


Natural disasters occur throughout the world, but their economic and social impacts have been increasing and are generally much greater in developing countries than in developed ones. Disasters can wipe out development gains and eclipse years of development investment.

by disaster during implementation. We need to find ways to integrate these risks more centrally into development assistance to improve effectiveness.

It should be recognized that the Bank has demonstrated considerable flexibility in its approach to natural disasters and has learned to manage large and small responses well. Bank staff have often been innovative and have demonstrated the capacity to manage massive reconstruction on many levels: more than 60 different kinds of activities have been undertaken in disaster-related projects, ranging from rubble clearance to construction of transport infrastructure systems.

The Bank has also demonstrated its ability to work with donors in a shared response and has adapted policies and procedures to ensure that assistance can be delivered expeditiously. Joint damage assessments have become an important

dnsurengtrow rdeed ine tmetwith ou



Avant-propos

Les catastrophes naturelles se produisent partout dans le monde, mais leurs effets économiques et sociaux se font de plus en plus sentir et sont en général beaucoup plus importants dans les pays en développement que dans les pays développés. Les catastrophes peuvent annuler les progrès en

Dans leurs approches, le pays et la Banqueregistre ^ l'Öchelle de la Banque pour la mÖme continuent de traiter parfois les catastrophes pÖriode. Ces notes tÖmoignent de l'ÖefficacitÖ comme une interruption du dÖveloppement, et la Banque dans le domaine de la reconstruction non comme un risque pour le dÖveloppement. des infrastructures physiques et celui de la four- Parmi les stratÖgies d'Öaide actuelles en faveur des de matÖriel et d'Öquipements. En gÖnÖral, pays ayant bÖnÖficiÖ d'Öun appui de la Banque toutefois, les interventions relatives aux catas- la suite de catastrophes naturelles, 44 % ne menÖtrophes ont eu tendance Ötre rÖactives et tac- tionnaient pas ces derniÖres. MÖme dans le cas tiques, alors qu'Öune approche proactive et des 40 pays qui ont bÖnÖficiÖ de quatre projetsstratÖgique aurait ÖtÖ avantageuse Ö plus long ou plus liÖs aux catastrophes, celles-ci n'ÖtaientÖ. Qui plus est, dans les projets liÖs aux ca- pas mentionnÖes dans un tiers des stratÖgies. En catastrophes, il a ÖtÖ tout particuliÖrement difficile outre, dans les stratÖgies d'Öenviron un tiers d'Öde prÖter attention aux pauvres.

sous-ensemble des pays Ö se produisent de Lorsque la catastrophe frappe, les fonds sont nombreuses catastrophes (plus de huit), ces immÖdiatement nÖcessaires et ils sont souvent derniÖres n'Ötaient pas du tout mentionnÖes. rÖaffectÖs au dÖtriment du dÖveloppement, car Les documents de prÖt des projets considÖrent il n'Öexiste pas de financement pour imprÖvus. Le rarement les ÖvÖnements naturels comme un coÖt financier des interventions rÖalisÖes au titre risque, mÖme dans les pays trÖs vulnÖrables, des plus rÖcents ÖvÖnements a stimulÖ l'ÖintÖret bien que les catastrophes aient eu un effet dÖ-envers la crÖation de mÖcanismes de financement favorable sur 176 projets pendant leur exÖcution. mondiaux et rÖgionaux. Mais mÖme si l'Öon finit Nous devons trouver des moyens de placer cespar Ötablir de tels mÖcanismes et qu'Öelle dÖcide risques davantage au cÖur de l'Öaide au dÖve-d'Öy participer, la Banque devra s'Öattacher en per- loppement afin d'Öen amÖliorer l'ÖefficacitÖ. manence, dans le cadre de son engagement au-

Force est de reconnaÖtre que la Banque a faitÖs des pays clients, Ö Öviter la prochaine montre d'Öune flexibilitÖ considÖrable dans son apÖcatastrophe plutÖt qu'Ö attendre que celle-ci se proche des catastrophes naturelles et qu'Öelle a approuvÖe. Il convient que les pays deviennent pris Ö gÖrer efficacement les grandes et les petitesproactifs au lieu de se contenter de rÖagir, et l'Öap- interventions. Les services de la Banque ont sou-Öui accordÖ par la Banque aux pays doit faire da- vent fait preuve d'Öinnovation et mis en ÖvidenceÖavantage pour encourager ce changement.

leur capacitÖ de gÖrer des travaux massifs de re- Les mÖcanismes de financement dont se sert construction Ö nombre de niveaux : dans le cadre la Banque mÖritent d'Ötre repensÖs : les prÖts Ö des projets liÖs aux catastrophes, plus de 60 dif- l'Öappui de la balance des paiements se caractÖ- ÖÖrents types d'ÖactivitÖs ont ÖtÖ entreprises, allantsÖ certes par un dÖcassement relativement du dÖgagement des dÖbris Ö la construction de rapide, mais souvent aucun dÖcassement ne rÖseaux d'Öinfrastructures de transport. s'Öeffectue durant la pÖriode qui suit la catas-

La Banque a par ailleurs dÖmontrÖ son apti-trophe. Dans ses interventions en cas de catas- tude Ö travailler avec les bailleurs de fonds dans catastrophe, la Banque recourt de plus en plus aux le cadre d'Öune intervention collective, et elle aprÖts d'Öurgence aux pays sinistrÖs, mÖme lorsque adaptÖ ses politiques et ses procÖdures pour as-d'Öautres instruments peuvent Ötre mieux indi- surer une prompte fourniture de l'Öaide. Les Öva-quÖs pour rÖduire la vulnÖrabilitÖ Ö long terme. luations conjointes des dÖÖÖts sont devenuesPlusieurs tentatives de mise en place de fonds un important mÖcanisme permettant de colla- d'Öassurance et de fonds pour imprÖvus ont borer avec les autres bailleurs de fonds et de contribuÖ Ö attirer l'Öattention des gouverne- veiller Ö ce que les besoins des emprunteurs ments sur les problÖmes de dÖveloppement que soient satisfaits sans crÖer de chevauchement. posent les catastrophes, mais trop peu de ces


PrÖs de 80 % des projets relatifs aux catas-fonds ont ÖtÖ crÖÖs et ÖvaluÖs pour qu'Öon juge trophes naturelles financÖs par la Banque ont ÖtÖ de leur valeur. Enfin, dans les pays trÖs vulnÖ- jugÖs satisfaisants du point de vue de leurs rÖ-rables, la Banque recourt beaucoup plus frÖ- sultats, par rapport Ö une moyenne de 72 % en- quement Ö la rÖaffectation des prÖts qu'Ö ses

autres types d'interventions liées aux catastrophes naturelles. Deuxièmement, il encourage le renforcement des capacités de la Banque de réagir face aux catastrophes et d'assurer une mobilisation rapide de ses ressources.

Le présent rapport recommande plusieurs ajustements à la façon dont la Banque agit structurellement face aux catastrophes naturelles. Premièrement, le rapport propose des recommandations à la Banque d'élaborer une stratégie ou un plan d'action pour l'aide en cas de catastrophe naturelle qui prévoit une évaluation du niveau de risque de catastrophe de personnel et de rendre encore plus flexibles les interventions de la Banque liées aux catastrophes différentes sur la base de cette évaluation.



Vinod Thomas
Directeur général, évaluation



Prefacio

Los desastres naturales se producen en todo el mundo, pero su impacto económico y social ha ido en aumento y suele ser mucho mayor en los países en desarrollo que en los desarrollados. Estos fenómenos pueden arrasar con el progreso logrado en materia de desarrollo y significar años de

rales no se hace mención de tales fenómenos. Inactivo y estratégico habría producido beneficios acluso en los 40 países en que se han realizado cuantiosos largo plazo. Además, en los proyectos relativos o más proyectos relacionados con desastres naturales ha sido especialmente difícil atender las necesidades de la población pobre.

Cuando se produce un desastre, la necesidad de recursos financieros es inmediata y a menudo no hizo mención alguna a estos fenómenos. Estos fondos se desvían de otros programas de desarrollo porque no se dispone de financiamiento para situaciones imprevistas. El costo financiero que ha significado la respuesta frente a los acontecimientos más recientes ha despertado el interés en encontrar soluciones para movilizar recursos a nivel mundial y regional. Pero incluso se llegaron a establecer estas medidas y el Banco decidió formar parte de esas soluciones, en su

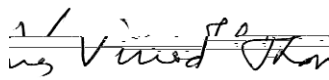
Hay que reconocer que el Banco ha demostrado mucha flexibilidad en lo que respecta a los desastres naturales y ha aprendido a proporcionar respuestas adecuadas en pequeña y gran escala. El personal del Banco a menudo ha recurrido a todos los recursos disponibles y el apoyo del Banco debe alentar la capacidad de hacer frente a reconstrucciones en gran medida este cambio de actitud.

Es preciso replantear los mecanismos de financiamiento que emplea el Banco: los desembolsos de préstamos para financiar la balanza de pagos se han producido con relativa rapidez, pero suele suceder que no haya desembolsos durante el período posterior a un desastre. En medida creciente, el Banco ha otorgado préstamos de emergencia conjuntas y ha adaptado sus políticas para recuperación en respuesta a las necesidades de los damnificados, incluso cuando otros instrumentos potenciales lleguen en forma expedita. Las evaluaciones tempranas han ayudado a centrar la atención de los gobiernos en los problemas de desarrollo que ocasionan los desastres, pero son muy pocos los que

El Banco también ha demostrado su capacidad del período posterior a un desastre. En medida creciente, el Banco ha otorgado préstamos de emergencia conjuntas y ha adaptado sus políticas para recuperación en respuesta a las necesidades de los damnificados, incluso cuando otros instrumentos potenciales lleguen en forma expedita. Las evaluaciones tempranas han ayudado a centrar la atención de los gobiernos en los problemas de desarrollo que ocasionan los desastres, pero son muy pocos los que


Casi el 80% de los proyectos sobre desastres naturales financiados por el Banco fueron calificados como satisfactorios en cuanto a sus efectos. En los países muy vulnerables se recurre con mucha mayor frecuencia a la reasignación de préstamos en igual período a nivel de todo el Banco. Estas calificaciones son indicativas de la particular eficacia del Banco en la reconstrucción de infraestructura física y el suministro de materiales y equipo. En el presente informe se recomiendan varios ajustes a la manera en que el Banco enfrenta ante los desastres ha sido más bien reactiva y típicamente los desastres naturales. En primer lugar, se sugiere examinar las políticas a fin de orientar

mejor al personal y aumentar la flexibilidad de las que el Banco elabore una estrategia o plan de respuestas del Banco cuando ocurren desastres para prestar asistencia en caso de desastres naturales. En segundo lugar, se alienta al Banco que incluya una determinación del nivel a aumentar su capacidad para responder ante riesgo de cada país de sufrir desastres naturales situaciones y asegurar que pueda entrar en ellas, y la aplicación de distintos criterios sobre la acción sin demora. Por último, se recomienda base de dicha evaluación.



Vinod Thomas

Director General, Grupo de Evaluación Independiente



Executive Summary

The impact of natural disasters on economic well-being and human suffering has increased alarmingly. In the past year alone, the earthquake and tsunami in the Indian Ocean killed an estimated 220,000 people and

schools. But the most recent disaster alone, the floods of 2000, damaged or destroyed about 500 primary schools as well as 7 secondary schools. The damage caused can outweigh years of development assistance. The Kashmir earthquake of October 2005 caused an estimated \$5 billion in damage in Pakistan, roughly equivalent to the total official development assistance for the preceding 3 years, and equivalent to the amount the World Bank had lent to the country over the preceding 10 years.

There is no private insurance against natural risks in most developing countries. While about half of these costs of natural disasters are covered by insurance in the United States, less than 2 percent of the costs are covered in the developing world. In addition, the cost of hedging against natural hazard risks in developing countries often exceeds the cost of simply paying for damages when they arise. Further, developing countries can generally count on aid from outside sources, a well-known moral hazard in the disaster field. For poor households, natural hazards are just one of the many risks they face and are unlikely to be a high priority.

When a disaster occurs, the key concerns for the affected country are what to do, how to do it, and how to fund the necessary response. Typically, funds are needed immediately, and are often diverted from long-term development because no contingency funding is available. The financial cost of responding to the most recent events has stimulated particular interest in creating global and regional funding solutions. A proposal has been put forward for a regional funding mechanism in Latin America, and another proposal would expand an existing UN program to provide a global contingency funding mechanism.

The World Bank has been increasingly engaged in helping countries to recover from the disastrous impacts of natural events and reduce their future vulnerability. When the World Bank responds to a natural disaster it has a wide array of lending and nonlending services from which to choose. And its response spans multiple sectors and themes, including urban, rural, environment, infrastructure, education, health, and social protection.

Its nonlending services can include convening of donor meetings, provision of assistance with post-disaster assessments, study preparation, and technical assistance. Bank lending development assistance can consist of funds reallocated from existing projects, redesigns of planned projects, or development of new projects using a variety of lending instruments. In addition to its advisory and analytic services and technical support, since 1984 the Bank has financed 528 projects that addressed natural disasters, representing more than \$26 billion in lending. The Independent Evaluation Group examined the Bank's experience in disaster response over the past 20 years to extract lessons to inform good practice and ensure the achievement of Bank-supported activities. The evaluation is also intended to inform an ongoing revision of the Bank's policy statement on emergency assistance. **The Bank has demonstrated considerable flexibility in its approach to natural disaster assistance and has learned to manage responses to events ranging from those of very large dimensions to smaller, more limited events.** Bank staff have often been innovative in their response to disaster events and have demonstrated the capacity to manage reconstruction on a massive scale. The study identified more than 60 types of activities undertaken in disaster-related projects, ranging from rubble clearance and provision of emergency shelter, to construction of flood shelters and transport infrastructure, and institutional development. Responses to disaster have included lending and nonlending assistance, the latter including disaster needs assessments, advisory assistance, and other forms of technical assistance. Among the responses that have demonstrated the Bank's flexibility and innovation are the Honduras Social Investment Fund (1999), the Maharashtra Earthquake Project (1997), North China Earthquake Reconstruction (1993), Yemen Emergency Flood Reconstruction (1989), and the drought prevention in Niger (1988), all of which dynamically adjusted to prevailing conditions.

The Bank also has demonstrated its ability to work with donors in a shared response and has adapted policies and procedures to ensure that assistance can be delivered expeditiously.

Donor coordination was particularly strong for Hurricane Mitch in Honduras and Nicaragua (1999); for the Marmara earthquake in Turkey (2000); for drought in Sudan (1989); and for flooding in Bangladesh (1999), Mozambique (2000), and Gujarat (2002). Joint assessments have become an important mechanism for engaging with other donors and ensuring that borrower needs are met without overlaps.

Natural disaster projects financed by the Bank have had higher ratings for outcome and sustainability than the Bank's portfolio as a whole.

Almost 80 percent of the projects that had natural disaster reconstruction or mitigation as a substantial element were rated satisfactory for outcome, compared with the Bankwide average of 72 percent for the same period. These ratings reflect particular effectiveness in rebuilding physical infrastructure and provision of materials and equipment.

Sustainability ratings are similarly better than average, but institutional development ratings are about the same as the average. The sustainability rating (for what is mostly infrastructure) reflects the likelihood that estimated net benefits will be maintained or exceeded over a project's intended useful life. Experience with the creation of disaster management capacity has shown that it often takes more than one project cycle to leave behind a functioning disaster institution where none existed.

But in general, disaster responses have tended toward the reactive and tactical, when a proactive and strategic approach would have had longer-term benefits.

Countries affected by disaster, as well as donors that try to help them, including the Bank, have generally treated disasters as interruptions in development rather than as a risk that is integral to development. At the country level, few Country Assistance Strategies (CASs) and

Poverty Reduction Strategies (PRSPs) mention natural disaster risks, even in countries that have experienced multiple events resulting in major disasters. At the project level, objectives have mainly provided for short-term fixes and rarely addressed the root causes of the disastrous impacts of natural hazards.

The Bank has increasingly used the Emergency Recovery Loan (ERL), the focus of its emergency lending policy, in responding to disaster, even when other instruments may be more appropriate.

The ERL offers accelerated processing and a short implementation period of three years, and therefore has desirable qualities valued by both borrower and Bank staff who respond to disasters. ERLs generally have worked well and have high outcome ratings. But accelerated project processing is not always desirable. For some projects, rushed appraisal has led to long pauses between loan approval and first disbursement, poorly designed interventions, and diminished poverty impacts.

Furthermore, by relying on a three-year lending period, the Bank may end up emphasizing activities that are expected to have short implementation times, while not attending to other activities that more fully address the needs and vulnerabilities. It often happens that activities that might contribute greatly to the recovery effort (and to the borrower's subsequent long-term development) are not included in the ERL projects because they cannot be completed in the three years allotted—and then the project runs long in any event.

The crucial activities for long-term reduction of vulnerability take longer than three years to implement and have weak borrower demand.

Only one of the 60 activities identified in Bank-supported projects—balance of payment assistance—has taken less than three years to implement, on average. The types of activities that can have the greatest impact on reducing vulnerability, such as building code development or revision, development of hazard risk management institutions, and development of insurance

and other mechanisms for laying off risk, are precisely those for which borrowers are least likely to borrow. The Bank needs to find ways to encourage such activities.

Actions taken during the first weeks and months after a disaster have a major impact on the recovery process to follow, and they need to be planned and implemented accordingly.

Choices made immediately following a disaster—regarding shelter, resettlement, debris clearance, distribution of relief, and the like— affect the later choices for longer-term solutions and vulnerability reduction and can have severe consequences for the ability of the poor to recover.

Immediate post-disaster actions also need to include the development of the capacities, knowledge, and skills that will be required for the recovery process. If studies are going to produce knowledge that is critical to fully informed project actions, they need a strong advocate, such as the Bank. Capacity building for procurement and preparation of bidding documents should happen very early. Procurement is among the project activities most frequently cited in project-level evaluations as needing improvement.

The Bank needs to be able to identify when haste is counterproductive, lest funding mechanisms rather than development needs drive its response.

The funding mechanisms themselves need to be rethought: balance of payment lending has been a relatively quick-disbursing mechanism but, on average, it is nowhere near as fast as it was supposed to be, and it has only helped in very limited circumstances. Several Bank-supported attempts to establish mechanisms to lay off risk (insurance and contingency financing) have helped focus government attention on the long-term development issues surrounding disasters, but too few have been completed and evaluated to make an informed judgment about their value. Finally, loan reallocations are used much more frequently than other types of Bank disaster responses in highly vulnerable countries.

Recovery for the poor requires particular attention, but is especially difficult to accomplish in disaster projects, and poverty impacts are generally not well documented.

When Bank projects have targeted the poor, they have often exceeded their expected impact: of 51 projects with documented impacts, 41 met or exceeded the expected impact. However, data are incomplete and documentation of the poverty impacts is thin.

Even in the difficult circumstances of a disaster response, beneficiary participation during the design and implementation stages is essential to success. The benefits of participation were demonstrated in the 1993 Argentina Flood Rehabilitation Project, which involved beneficiaries in all stages of the project. The interaction between beneficiaries and the local authorities resulted in the timely availability of construction materials and the accommodation of local customs in the architectural design of new houses. Bank staff observed that this created ownership among beneficiaries and increased maintenance.

Experience in Turkey and Chile shows that cash transfers and the provision of livelihood opportunities can be especially effective for the poor. Experience also shows that women and other vulnerable groups need special attention following disasters, especially in ensuring equitable treatment.

Reconstructed housing that is built using disaster-resistant techniques and according to the needs of occupants reduces vulnerability.

Building codes can improve the quality of the built environment, but in informal neighborhoods that typically do not comply with code requirements, safer building practices need to be disseminated in different ways. Simplicity of message is essential to the widespread adoption of disaster-resistant technologies, as has been amply demonstrated in India. Because temporary housing is sometimes occupied for long periods of time, some projects have built temporary shelter to slightly higher standards so that it could become another form of housing for the poorer once the new housing is built.

Moreover, if shelters are built using disaster-resistant construction techniques, not only are they safer for the displaced living in them, but such construction also serves as an example that people will see, that will then potentially influence their future construction choices. Simple techniques can be used to ensure resistance in owner- or craftsman-built small houses, more sophisticated techniques may be used in engineer-designed buildings such as high-rises.

Project experience shows that the development of a recovery strategy shared by all requires not only an immediate Bank presence in the disaster-affected area, but also a prolonged presence that helps ensure that all reconstruction needs are covered, that the plan is appropriately designed for the available capacity, that stakeholders' needs are met, that there is a reasonable distribution of labor, and that the needs of the poor and vulnerable are considered.


In 1989, for example, Bank negotiators in

disasters created by natural events in critical requires a longer period than has been available ways. Bank policy needs to reflect these differ- under ERLs. Such activities are more suited to ences by treating conflict and epidemic diseasesstandard investment lending but have often been separately, with provisions that apply only to the short-changed because of the ERLs three-year relevant topic. There are two ways in which this implementation time and the loss of borrower can be done: natural disasters can either be the interest in a second loan following the ERL. subject of a separate Operational Policy (as called for in the 1998 IEG evaluation of the Bank's experience with post-conflict reconstruction); or Operational Policy 8.50 could include specific provisions for natural disasters, for post- Whether or not there is a designated unit to deal conflict situations, and for health and other with natural disasters and hazard risks, the Bank emergencies, so that each topic is dealt with needs the capacity to quickly gather and disseminate separately. In whatever form it takes, Bank policy inate international experience to borrowers in an needs to focus more on disaster prevention and emergency. In addition, task teams need support vulnerability reduction in all natural disaster while conducting post-disaster assessments and operations. Policy prohibitions on relief and the designing emergency interventions tailored to financing of recurring events need to be relaxed. the needs and capacities of each borrower.

Accelerated processing and provisions for Responding to disasters requires multisection- quick disbursement for ERLs have partially total expertise. Including disaster-knowledge- addressed the need for speed in launching able people on Bank missions following major short-term activities, though they could be crises can be crucial. Being selective in staffing fruitfully complemented by a new mechanism, identification for missions in post-disaster such as a special central fund managed by the settings avoids the problems of design and scale President's office (akin to the one in place in the of response that can occur when people are sent Inter-American Development Bank) to fund the who are not used to seeing destruction on a most urgent needs in the early days of a disaster massive scale or who lack country knowledge. response.

The Bank has very few such people, and it currently has no consistent mechanism for longer-term activities, such as mitigation, mobilizing them to respond to natural disasters. reconstruction, and institution building, which Pulling members of the Hazard Management require a longer preparation and appraisal time Thematic Group away from their ongoing and need not be exempted from due diligence responsibilities inevitably has a negative impact standards and safeguard compliance. on their normal activities. And there are so few

Similarly, attention to social issues during knowledgeable staff that the same people tend preparation and implementation generally to be called upon repeatedly.



Résumé analytique

L'incidence des catastrophes naturelles sur le bien-être économique et sur la souffrance humaine s'est accrue de manière inquiétante. Rien qu'au cours de la dernière année, le tremblement de terre et le tsunami de l'océan In-

Golfe du Mexique seront sans nul doute frappés et sentent que l'un des nombreux risques qu'ils maintes reprises par des ouragans ; les pays riverains, et il est peu probable qu'ils y accordent rains du Pacifique situés dans le cercle de feu d'une grande priorité.

sont très susceptibles d'être frappés par des séismes. Lorsqu'une catastrophe se produit, les pays tremblements de terre et des éruptions volcaniques se préoccupent principalement de ce niques ; les zones côtières à basse altitude de laqu'il faut faire, de la manière de procéder, et Baie du Bengale subiront assurément davantage des moyens de financer les interventions nécessaires d'inondations ; et l'Afrique connaîtra trois processus. En général, les fonds sont inévitablement plus d'épisodes de sécheresse. Ils sont souvent affectés par conséquent raisonnable de traiter les dangers au détriment du développement à long terme, de la nature comme des risques pour le développement car il n'existe pas de financement pour imprévus. loppement, surtout dans les régions où ils sur- Le coût financier des interventions réalisées dans viennent de façon préventive. le cadre des plus récents événements a stimulé

Les catastrophes annihilent une bonne partie d'un intérêt tout particulier envers la création de des laborieux progrès accomplis dans le domaine des mécanismes de financement mondiaux et régionale du développement. A titre illustratif, au Mozambique les prêts de la Banque ont financé le mécanisme de financement régional en Amérique la construction de 487 établissements scolaires ; Afrique latine, et d'étendre un programme existant mais une catastrophe récente, à savoir les inondations de 2000, a endommagé ou détruit une partie de financement pour imprévus.

seule environ 500 écoles primaires ainsi que La Banque mondiale s'engage de plus en plus sept établissements secondaires. Les dégâts causés par les catastrophes naturelles et à se remettre des effets désastreux s'ils peuvent anticiper plusieurs années d'aide aux événements naturels et à réduire leur vulnérabilité. Au Pakistan, le tremblement de terre de 1974 a entraîné une dégradation future. Lorsque la Banque mondiale inter- terre du Cachemire en octobre 2005 a provoqué la suite d'une catastrophe naturelle, elle des dégâts estimés à 5 milliards de dollars, soit le choix entre un large éventail d'activités de à peu près équivalent du total de l'aide publique et de services hors public. Son intervention blique au développement des trois années précédentes sur plusieurs domaines et thèmes, notamment, et équivalent du montant des investissements dans le secteur urbain, le secteur rural, l'en- accordés à ce pays par la Banque au cours des années précédentes, l'infrastructure, l'éducation, la dix années précédentes. santé et la protection sociale.

Dans la plupart des pays en développement, Ses services hors public peuvent comprendre il n'existe pas d'assurance privée contre les catastrophes. L'organisation des réunions des bailleurs de risques naturels. Si environ la moitié des coûts des fonds, l'octroi d'aide pour évaluer les dégâts liés aux catastrophes naturelles sont couverts après la catastrophe, la préparation des études par l'assurance aux États-Unis, moins de 2 % de l'assistance technique. Les activités de public de sont dans les pays en développement. En outre, la Banque peuvent consister à redéployer les le coût de la couverture des risques inhérents aux fonds de projets existants, à modifier la conception des catastrophes naturelles dans les pays en développement de projets prévus ou à élaborer de nouveaux projets en développement est souvent supérieur aux frais de projets en utilisant une variété d'encourus pour préparer tout simplement les différents instruments de public. Outre ses services d'analyse des dégâts subis lorsque ces catastrophes se produisent et de conseil et son appui technique, la sent. Par ailleurs, les pays en développement Banque a, depuis 1984, financé 528 projets pour peuvent en général compter sur de l'aide provenant sur les catastrophes naturelles et représentant de sources extérieures, ce qui représente plus de 26 milliards de dollars de public.

sente un risque moral bien connu dans le Le Groupe indépendant d'évaluation a examiné le domaine des interventions en matière de catastrophe. L'expérience de la Banque dans le domaine catastrophe. En ce qui concerne les mécanismes d'interventions liés aux catastrophes au cours pauvres, les catastrophes naturelles ne représentent des 20 dernières années, afin d'en tirer des en-

enseignements pour guider les bonnes pratiques **procédures pour assurer une prompte four-**
 et assurer le succès des activités appuyées par **la mise de l'aide.**

Banque. L'évaluation vise par ailleurs à guider la La coordination des bailleurs de fonds a été
 révision en cours de l'adoption de politique de tout particulièrement étroite dans le cadre des
 Banque sur l'aide d'urgence.

La Banque a fait montre d'une considé-
nable flexibilité dans son approche de l'aide
en cas de catastrophe naturelle et elle a ap-
pris à gérer les interventions relatives aux
événements, des plus grands aux plus pe-
tits qui sont plus limités.

Les services de la Banque ont souvent fait les besoins des emprunteurs soient satisfaits
 preuve d'innovation dans leur réponse face aux sans créer de chevauchement.

Éléments liés aux catastrophes, et ils ont mis

en évidence leur capacité de gérer des travaux **Les projets liés aux catastrophes naturelles**
 de reconstruction à très grande échelle. L'effort **financés par la Banque ont obtenu des**
 a identifié plus de 60 types d'activités **enotes plus élevées, du point de vue des ré-**
 prises dans le cadre de projets liés aux **catassultats et de la viabilité, que celles du por-**
 trophes, et qui vont du **d'engagement des d'bris tefeuille de la Banque dans l'ensemble.**

à la fourniture d'abris de secours, en passant **Près de 80 % des projets dont un $\frac{1}{3}$ ment**
 par la construction d'abris contre les inonda-**important avait trait à la reconstruction après les**
 tions et d'infrastructures de transport, et le **d'catastrophes naturelles ou à l'atténuation des**
 développement institutionnel. **risques de catastrophe naturelle ont été jugés sa-**

Les interventions relatives aux catastrophes **stifaisants en ce qui concerne les résultats, par**
 ont consisté notamment en des activités de **prêt rapport à une moyenne de 72 % enregistrée à**
 et des services hors **prêt, ces derniers compre-** l'échelle de la Banque pour la même période. Ces
 nant l'évaluation des besoins liés aux **catasotes témoignent de l'efficacité particulière de**
 trophes, l'aide sous forme de conseils, et d'**autres** Banque dans le domaine de la reconstruction
 formes d'assistance technique. Parmi les **interdes infrastructures physiques, et celui de la four-**
 ventions qui ont mis en évidence la flexibilité **et niture de matériel et d'équipements.**

L'esprit novateur de la Banque, on peut citer **Les notes de viabilité sont également supé-**
 celles ayant trait à la création du Fonds d'**investrieures à la moyenne, mais celles relatives au**
 tissement social du Honduras (1999), à la **ré- d'veloppement institutionnel sont approxima-**
 tion face au tremblement de terre de **tivement similaires à la moyenne. La note de**
 Maharashtra (1997), à la reconstruction **après le durabilité (des infrastructures, pour l'essentiel)**
 tremblement de terre du Nord de la Chine **indique la probabilité que les avantages estima-**
 (1993), à la reconstruction d'urgence **à la suite tifs nets seront maintenus ou dépassés pendant**
 des inondations au Yunnan (1989), et à **la pré- la durée prévue de vie utile d'un projet. L'expé-**
 vention de la sécheresse au Niger (1988), **rien du renforcement des capacités en ma-**
 quelles ont toutes été ajustées de **façon tière de gestion des catastrophes a montré qu'il**
 dynamique aux conditions de l'époque **de leur faut souvent plus d'un cycle de projet pour im-**
 mise en œuvre.

La Banque a par ailleurs démontré son ap-
titude à travailler avec les bailleurs de
fonds dans le cadre d'une intervention col-
lective, et elle a adapté ses politiques et ses

interventions relatives à l'ouragan Mitch au Hon-
 duras et au Nicaragua (1999), au tremblement de
 terre de Marmara en Turquie (2000), à la séche-
 resse au Soudan (1989), ainsi qu'aux inonda-
 tions au Bangladesh (1999), au Mozambique
 (2000) et au Gujarat (2002). Les évaluations
 conjointes des donateurs sont devenues un impor-
 tant mécanisme permettant de collaborer avec
 les autres bailleurs de fonds et de veiller à ce que

Les projets liés aux catastrophes naturelles
financés par la Banque ont obtenu des
notes plus élevées, du point de vue des ré-
sultats et de la viabilité, que celles du por-
tefeuille de la Banque dans l'ensemble.

Près de 80 % des projets dont un $\frac{1}{3}$ ment
 important avait trait à la reconstruction après les
 catastrophes naturelles ou à l'atténuation des
 risques de catastrophe naturelle ont été jugés sa-

stifaisants en ce qui concerne les résultats, par
 rapport à une moyenne de 72 % enregistrée à
 la même période. Ces
 témoignent de l'efficacité particulière de
 la Banque dans le domaine de la reconstruction
 des infrastructures physiques, et celui de la four-

Les notes de viabilité sont également supé-
 rieurs à la moyenne, mais celles relatives au
 développement institutionnel sont approxima-
 tivement similaires à la moyenne. La note de
 Maharashtra (1997), à la reconstruction après le
 tremblement de terre du Nord de la Chine
 (1993), à la reconstruction d'urgence à la suite
 des inondations au Yunnan (1989), et à la pré-
 vision de la durée prévue de vie utile d'un projet.
 L'expérience du renforcement des capacités en
 matière de gestion des catastrophes a montré qu'il
 faut souvent plus d'un cycle de projet pour im-
 planter de façon durable, l'œuvre n'existait pas,
 une institution créée après la catastrophe qui
 fonctionne.

Mais en général, les interventions liées aux
catastrophes ont eu tendance à être réac-

tives et tactiques, alors qu'une approche proactive et stratégique aurait été avantageuse à plus long terme.

Les pays touchés par la catastrophe ainsi que dans les projets financés au moyen des prêts les bailleurs de fonds qui essayent de leur venir d'urgence aux pays sinistrés, parce qu'elles ne en aide, y compris la Banque, ont en général peuvent pas être achevés dans le délai imparti traitent les catastrophes comme une interruption de trois ans. Net le projet finit de toute façon par du développement et non comme un risque aller au-delà de ce délai.

hèrent au développement. Au niveau national, rares sont les stratégies d'aide-pays et les stratégies de réduction de la pauvreté qui menacent les risques liés aux catastrophes de trois ans pour leur mise en œuvre, et naturelles, même dans les pays ayant connu plusieurs événements qui ont entraîné de grandes catastrophes. Les projets quant à eux ont principalement visé à apporter des solutions à court terme, et ils se sont rarement attaqués aux causes profondes des impacts désastreux des catastrophes naturelles.

Dans ses interventions liées aux catastrophes, la Banque recourt de plus en plus aux prêts d'urgence aux pays sinistrés, lesquels sont au cœur de sa politique de prêt d'urgence, même lorsque d'autres instruments peuvent être mieux indiqués.

Le prêt d'urgence aux pays sinistrés offre un traitement accéléré et une courte période d'exécution de trois ans, et il comporte par conséquent d'intéressantes qualités qui sont appréciées à la fois de l'emprunteur et des services de la Banque chargés des interventions en cas de catastrophe. Les prêts d'urgence aux pays sinistrés ont en général été efficaces et ont obtenu des notes élevées en ce qui concerne les résultats. Mais l'accélération du traitement du projet n'est pas toujours souhaitable. Dans le cas de certains projets, une évaluation hâtive a mené à de longues pauses entre l'approbation du prêt et le démarrage, le retardement des débuts, la distribution de fonds, des interventions mal conçues et des impacts réduits sur la pauvreté.

En outre, en misant sur une période de prêt de trois ans, la Banque peut finir par mettre l'accent sur les activités qui sont censées comporter une courte période d'exécution, en négligeant d'autres activités qui satisfont plus pleinement les besoins des sinistrés et permettent de résoudre les problèmes de vulnérabilité. Il arrive souvent que les activités susceptibles de contri-

buer considérablement l'effort de reconstruction (et au développement subséquent à long terme de l'emprunteur) ne soient pas couvertes (et au développement subséquent à long terme de l'emprunteur) ne soient pas couvertes (et au développement subséquent à long terme de l'emprunteur) ne soient pas couvertes

buer considérablement l'effort de reconstruction (et au développement subséquent à long terme de l'emprunteur) ne soient pas couvertes (et au développement subséquent à long terme de l'emprunteur) ne soient pas couvertes

buer considérablement l'effort de reconstruction (et au développement subséquent à long terme de l'emprunteur) ne soient pas couvertes (et au développement subséquent à long terme de l'emprunteur) ne soient pas couvertes

buer considérablement l'effort de reconstruction (et au développement subséquent à long terme de l'emprunteur) ne soient pas couvertes (et au développement subséquent à long terme de l'emprunteur) ne soient pas couvertes

cessaires pour le processus de reconstruction. Si des études doivent produire des connaissances qui sont critiques pour éclairer pleinement la prise de mesures liées au projet, il convient qu'elles soient prises en compte par un promoteur puissant, tel que la Banque. Le renforcement des capacités de passation des marchés et d'élaboration des dossiers d'appel d'offres doit s'effectuer très tôt. Dans les évaluations réalisées au niveau du projet, la passation des marchés est l'une des activités des projets les plus fréquemment citées comme ayant besoin d'amélioration.

b%oti des abris temporaires selon des normes IZLa forte concentration des risques donne gremement plus ZlevZes, afin quOils puissent au bepar ailleurs à penser qu'il est nécessaire de soin devenir une autre forme dOhabitation pour trouver des mécanismes pour financer ces les pauvres, une fois les nouveaux logementsrisques ou pour les transférer.

construits.

Mme si lOon finit par rZunir des fonds mon-

En outre, si les abris sont construits de faon diaux ou rZgionaux, ils ne serviront probable- rZsister aux catastrophes, ils seront plus szrsment quO satisfaire les besoins en mati•re de pour les personnes dZplacZes qui y vivront, tout liquiditZ ^ court terme des pays touchZs par les comme ils serviront dOexemple que les popula-catastrophes. Si la Banque doit montrer quOelle tions pourront voir et qui pourrait influencer sur contribue ^ de telles solutions rZgionales et leurs futurs choix en mati•re de construction. mondiales, il importe Zgalement quOelle continue Des techniques simples peuvent •tre utilisZes de rZaliser des activitZs ^ plus long terme visant pour assurer la rZsistance de petits logements ^ rZduire la vulnZrabilitZ.

b%otis par les propriZtaires ou des ouvriers qua-

lifiZs, et on peut recourir ^ des techniques plus Dans le cadre de son engagement à long complexes dans le cas des immeubles con•us parterme auprès des pays clients, la Banque des ingZnieurs, tels que les tours dOhabitation.doit veiller à ce qu'une attention soutene nue soit accordée à la réduction permanente de la vulnérabilité.

Les risques naturels sont très concentrés, aussi convient-il de s'attacher tout particulièrement à prendre les dispositions nécessaires avant que ne se produise la catastrophe et à réduire la vulnérabilité à long terme des pays à risque élevé.

La Banque a appuyZ plusieurs initiatives de recherche sur la couverture des risques et la participation du secteur privZ au financement de la reconstruction. Les approches financi•res de la mitigation des pertes qui suscitent de lOintZret sont notamment : le dZplacement de risque au moyen des obligations catastrophes, les

Dix pays bZnZficient de 208 (39 %) des 528programmes nationaux dOassurance des projets du portefeuille de la Banque. Les opZ- priZtaires, les fonds de secours et le microfi- rations de prt de la Banque sont Zgalement nancement. En outre, dix projets financZs par la concentrZes du point de vue des engagements Banque (dont cinq sont en cours et nOont pas ZtZ N7,5 % des projets ont re•u 32 % du finance- ZvaluZs) commencent ^ Ztudier les rZgimes dOas-

nombre de pays, et pourtant ces risques sont peu souvent pris en compte dans les programmes nationaux ou dans le financement des projets, m•me dans les pays tr•s vulnZrables.

La Banque possède la capacité en ressources

Lors de lOZlaboration des programmes de pr•thumaines nécessaires pour intervenir en cas aux pays et des opZrations de prt en faveur de catastrophe et pour satisfaire les be- des projets, la Banque doit amplifier lOimpor-soins — liés aux risques naturels — à long tance accordZe aux risques naturels, surtoutterme des pays, mais la mobilisation de dans le cas des pays tr•s vulnZrables. Pour y parees ressources est difficile.

venir de faon efficace, il convient de classer les La Banque a un corps de cadres dZvouZs et ex- pays emprunteurs par niveau de vulnZrabilitZ. LepZrimentZs, mais elle manque de moyens effi- prZsent rapport propose un moyen de le faire, caces de mettre de mani•re fiable ce personnel qui consiste ^ diviser les emprunteurs en trois et le savoir pertinent au service de ses emprun- groupes selon le niveau de vulnZrabilitZ de cha-teurs ou m•me de ses propres Zquipes de procun (ZlevZ, moyen et faible, en fonction du pour- jet. Depuis 1999, une unitZ composZe de trois centage du PIB du pays qui est exposZ ^ deux oupersonnes aide les chefs de projet de la Banque plusieurs risques naturels). ^ gZrer les catastrophes naturelles et technolo-

giques, et elle aide à réaliser des interventions plus rapides et plus efficaces. Cette unité s'ajoute aux ajustements au niveau de leurs programmes. La Banque a ensuite financé la partie non couverte des interventions.

domaine des catastrophes. Cependant, les

bailleurs de fonds et les pays clients ignorent à qui adresser leurs questions courantes au sujet des catastrophes et de la coordination y afférentes. Le système actuel a en outre réduit efficacement la visibilité du thème des catastrophes naturelles au sein de la Banque.

Lorsqu'une catastrophe se produit, il peut être difficile de faire en sorte que les employés compétents et expérimentés abandonnent leurs tâches du moment pour s'occuper de l'intervention.

La coordination des bailleurs de fonds est tout particulièrement cruciale pour le secours en cas de catastrophe et la reconstruction, en raison en partie de la nature dynamique de cette situation, mais aussi parce que les catastrophes donnent en général lieu à l'intervention d'un grand nombre de bailleurs de fonds.

De plus en plus, les emprunteurs eux-mêmes assurent la nécessaire coordination des bailleurs de fonds, mais ils n'en continuent pas moins d'avoir besoin d'aide en matière de coordination, surtout au début des opérations de secours et de la reconstruction.

L'expérience acquise dans les projets montre que l'adoption d'une stratégie de reconstruction à adopter par tous exige non seulement que la Banque soit immédiatement présente dans la zone sinistrée, mais aussi qu'elle y reste pendant une longue période afin de s'assurer que tous les besoins en matière de reconstruction sont couverts, que le plan est conforme aux besoins des parties prenantes, que la répartition de la main-d'œuvre est raisonnable et que les besoins des pauvres et des groupes vulnérables sont pris en considération.

En 1989, par exemple, les négociateurs de la Banque au Soudan ont travaillé avec les bailleurs de fonds pour veiller à ce que leurs besoins soient satisfaits et qu'il n'y ait pas d'inutilités dans la couverture. En maintenant flexible le contenu de sa contribution, la Banque

Il convient clairement d'attirer l'attention des gouvernements sur l'expérience internationale relative aux incidences de la gestion efficace et efficace du secours et l'aptitude des principales parties prenantes à participer efficacement au processus de reconstruction. Plus précisément, la Banque doit être présente pendant la phase d'urgence pour assurer le succès des projets de reconstruction qu'elle finance. Les groupes de faible revenu ont besoin d'aide jusqu'à ce que soit renforcée leur capacité de gérer l'infrastructure qui a été confiée à leurs soins.

Le chapitre 6 du rapport formule un nombre de propositions précises par rapport aux révisions à apporter à la politique de prêt d'urgence de la Banque. Ces recommandations ne sont pas reprises en intégralité ici.

au personnel d'intervenir en situation d'urgence en fournissant un secours rapide et en mettant en œuvre une opération de reconstruction bien planifiée, et ce de façon plus efficace et en un temps beaucoup plus court ; de veiller à ce que la création de fonds pour imprévus (à l'échelle nationale, régionale ou mondiale) ait pour effet que tous les pays emprunteurs confrontés à des événements majeurs bénéficient d'une intervention financière suffisante et à temps. d'initier les pays les plus vulnérables à la gestion des risques naturels.

La stratégie ou le plan d'action doit définir une méthode pour évaluer le niveau de risque des catastrophes causées par des événements naturels de chaque pays. Il est proposé que les pays soient divisés en groupes à risque en tenant compte de ces différences en traitant différemment, moyen et faible. Le plan d'action doit en outre mentionner les conflits et les épidémies, au moyen de dispositions qui ne s'appliquent qu'à chaque emprunteur de chaque catégorie de cas pertinent. Pour ce faire, il est possible de leur vulnérabilité et de faire fond sur les capacités de deux manières : les catastrophes et la volonté politique locales.

Dans les pays très vulnérables, le plan d'action opérationnelle distincte (tel que l'a recommandé le Groupe indépendant d'évaluation en 1998) doit prêter davantage attention aux risques naturels pendant son évaluation de l'expérience de la Banque dans son évaluation des projets d'investissement en matière de reconstruction à la suite d'un conflit ; ou alors, l'opérationnelle 8.50 en général, et lors de l'élaboration des documents de stratégie pour la réduction de la pauvreté, des Stratégies d'aide-pays (CAS) et d'autres catastrophes naturelles, pour les situations similaires en particulier. Le cas d'un conflit, ainsi que pour la santé et d'autres aspects, ces documents doivent, au-delà de la cas d'urgence, afin que chaque sujet soit traité avec une description des risques, indiquer des activités par secteur. Quelle que soit la forme qu'elle prend, la politique de la Banque doit se concentrer davantage sur la prévention des catastrophes et la réduction de la vulnérabilité dans toutes les opérations.


En ce qui concerne les pays les plus vulnérables, le financement pour imprévus doit être disponible, qu'il fasse partie d'un prêt ou qu'il obtienne des restrictions auxquelles la procédure la forme d'un fonds mis de côté dans une politique assujettit l'aide et le financement en faveur d'un programme de prêt de la CAS, voire d'un fonds des événements périodiques autonome de catastrophe (même si ces fonds d'accélération du traitement des prêts d'urgence peuvent devenir inutiles si l'on établit en fin de compte des fonds régionaux ou mondiaux). Une autre solution digne d'intérêt est la création en partie le besoin de crédit dans le lancement d'un fonds spécial placé sous le contrôle du prêt des activités à court terme, même si ces mesures et pouvant servir à financer un lancement rapides pourraient être avantageusement rapides des opérations de secours lorsqu'elles sont complétées par un nouveau mécanisme, tel qu'un fonds central spécial géré par le cabinet.

Les pays dont le niveau de risque est moyen ou élevé (et similaire à celui qui est en place) doivent prévoir, dans les projets financés par la Banque interaméricaine de développement) la Banque, la conception d'ouvrages résistants pour financer les besoins les plus urgents pendant les catastrophes. Pour tous les pays, il convient de tenir compte des risques de catastrophe dans les documents classiques d'évaluation des risques.

Le recours aux prêts d'urgence aux pays sinistrés est toutefois moins indiqué dans le cas des activités à plus long terme tels que la réduction de la vulnérabilité, la reconstruction, et le renforcement des institutions, qui nécessitent un plus long délai de préparation et d'évaluation et n'ont pas besoin d'être soustraites aux normes de diligence raisonnable et aux mesures de sauvegarde.

Il existe un grand nombre de types de situations. De même, pour qu'une attention soit accordée d'urgence, et malgré quelques chevauchements avec les problèmes sociaux lors de la préparation

et de l'exécution, il faut en général un délai plus long qu'on ne peut gérer dans le cadre des prêts d'urgence aux pays sinistrés. De telles activités conviennent mieux aux opérations classiques d'investissement, mais elles y ont souvent perdu au change en raison du délai d'exécution de trois ans des prêts d'urgence aux pays sinistrés, et de la perte de l'intérêt de l'emprunteur pour un deuxième prêt après l'obtention du prêt d'urgence aux pays sinistrés.



Resumen

El impacto de los desastres naturales en el bienestar económico y en el sufrimiento de las personas ha aumentado en forma alarmante. Tan sólo el año pasado, el terremoto y tsunami del océano Índico causó la muerte de unas 220.000 personas y dejó sin hogar a un millón y medio de habitantes; las catastróficas inundaciones y aludes de lodo en Guatemala mataron a centenares de personas, y un devastador terremoto en Cachemira causó la muerte de decenas de miles de personas más en Pakistán e India.

Las cifras de muertos son asombrosas y los costos desproporcionados en los países en desarrollo tienen términos de desarrollo humano y económico muchas explicaciones. La falta de desarrollo por parte de los países afectados son enormes y siguen misma agrava el impacto de estos desastres, de aumentando. Los desastres naturales resultan tanto a la mala calidad de las construcciones cada vez más onerosas: en dólares constantes, como a la ausencia de códigos de construcción, costo de los desastres naturales entre 1990 y 1999 procedimientos para el registro de tierras y otros fue 15 veces más elevado (US\$652.000 millones en mecanismos de regulación, y a que existen muchas otras prioridades de desarrollo que desvían (US\$38.000 millones en valores de 1998). El costo de la atención de los riesgos que plantean los fenómenos humanos también es elevado: en el menos naturales.

período comprendido entre 1984 y 2003, más de La mayoría de los desastres naturales son 4.100 millones de personas se vieron afectadas por visibles en la medida en que sea posible predecir desastres naturales. Esta cifra ha aumentado de en términos generales donde es probable que 1.600 millones en la primera mitad de dicho período (1984-93) a casi 2.600 millones en la segunda mitad (1994-2003), y continúa subiendo. magnitud). Indudablemente, los pequeños Estados

En todo el mundo se producen desastres provocados por fenómenos naturales, pero las pequeñas islas del Caribe y los países a lo largo de la costa del Golfo de México se ven azotados repetidamente por los huracanes; los Estados del interior del Pacífico situados en el denominado cinturón de fuego tienen altas probabilidades de sufrir terremotos y erupciones volcánicas; con

seguridad, las zonas de litoral bajo de la Bahía de nivel mundial y regional. Se ha presentado una propuesta para establecer un mecanismo de financiación que en África se produzcan más sequías. Pociamiento a nivel regional en América Latina; lo tanto, es razonable considerar que los peligros también se ha propuesto ampliar un programa de de la naturaleza constituyen un riesgo para el de las Naciones Unidas ya existente con el fin de desarrollo, especialmente en los lugares donde se crea un mecanismo de financiamiento para situaciones imprevistas de alcance mundial.

Los desastres echan por tierra los progresos en En medida creciente, el Banco Mundial ayuda materia de desarrollo logrados con tanto esfuerzo. a los países a recuperarse de los efectos desastres. En Mozambique, por ejemplo, el Banco financió los fenómenos naturales y a reducir su vulnerabilidad en el futuro. Cuando resaca las inundaciones del año 2000 bastó a un desastre natural, el Banco Mundial repara o destruye unas 500 escuelas primarias y siete escuelas secundarias. Los daños provocados por no financieros. Además, su respuesta abarca los sectores de asistencia para el desarrollo. El terremoto de Cachemira de octubre de 2005 causó daños por educación, salud y protección social. Los servicios no financieros pueden incluir la asistencia para las evaluaciones que se llevan a cabo en cuanto se produce un desastre, la preparación de estudios, y asistencia técnica. La

En la mayoría de los países en desarrollo no existe asistencia financiera del Banco puede consistir en seguros privados contra este tipo de riesgo. En la reasignación de fondos de proyectos en curso, los Estados Unidos, aproximadamente la mitad de la modificación del diseño de proyectos que se planean llevar a cabo, o la formulación de nuevos proyectos mediante el uso de diversos instrumentos en desarrollo esa proporción no alcanza al 2% de financiamiento. Además de los servicios analíticos y de asesoría, y del apoyo técnico, desde 1984 el Banco ha financiado 528 proyectos relacionados con desastres naturales, que representan el 2% de los proyectos financiados. Por otra parte, normalmente esos países están prontos por más de US\$26.000 millones. El Grupo de Evaluación Independiente examina la experiencia del Banco relativa a sus resultados en casos de desastres en los últimos 20 años. En el caso de las familias pobres, los riesgos naturales son solo uno de los numerosos tipos de riesgos a los que se exponen y es poco probable que las actividades apoyadas por el Banco consigan los resultados previstos. La evaluación también tiene como objeto servir de base para la revisión que está haciendo y cómo financiar las medidas de respuesta llevando a cabo el Banco de su declaración de políticas sobre asistencia en casos de emergencia.

Cuando se produce un desastre, la principal preocupación del país afectado es qué hacer, cómo hacerlo y cómo financiar las medidas de respuesta adecuadas. La necesidad de recursos financieros suele ser inmediata y a menudo estos fondos se desvían de programas de desarrollo a largo plazo porque no se dispone de financiamiento para situaciones imprevistas. El costo financiero que ha significado la respuesta ante los acontecimientos recientes ha despertado especial interés en encontrar soluciones para movilizar recursos a

El Banco ha demostrado mucha flexibilidad en su planteamiento con respecto a la asistencia en caso de desastres naturales y ha aprendido a proporcionar respuestas adecuadas ante acontecimientos de enormes

dimensiones y otros de menor gravedad o de alcance limitado.

En muchos casos el personal del Banco ha recurrido a respuestas innovadoras ante situaciones de desastre y demostrado la capacidad de hacer frente a reconstrucciones en gran escala. En el estudio se identificaron más de 60 tipos de actividades en el marco de proyectos relacionados con desastres naturales, tales como remoción de escombros, suministro de refugio de emergencia, construcción de refugios para protegerse de las inundaciones, infraestructura de transporte y desarrollo institucional.

Las medidas de respuesta han compnovn Tc pifo iop* 0.nw (refu finel ieraey no finel iera; mediceltimaio de emer5691

las causas básicas de los desastrosos efectos de riesgos naturales.

En medida creciente, el Banco ha otorgado préstamos de emergencia para recuperación —el elemento central de su política de financiamiento para situaciones de emergencia— para brindar asistencia en casos de desastre, incluso cuando otros instrumentos podrían haber sido más adecuados.

Estos préstamos se tramitan en forma acelerada y el período de implementación es de apenas

tres años; por lo tanto, sus características tienen muy buena acogida por parte de los prestatarios y el personal del Banco que responde ante tales situaciones. En términos generales, los préstamos de emergencia para recuperación han dado buen resultado y gozan de altas calificaciones en lo que respecta a sus efectos directos. Sin embargo, la tramitación acelerada de un proyecto después de un desastre siempre es lo más conveniente. En algunos proyectos, la apresurada evaluación inicial ha dado lugar a largas pausas entre la aprobación del préstamo que se adoptan posteriormente para encontrar el primer desembolso, el diseño inadecuado de las intervenciones y un menor impacto en la reducción de la pobreza.

Además, con un período de financiamiento de tres años, el Banco puede acabar poniendo énfasis en actividades que suelen tener breves períodos de ejecución, dejando de lado otras que aborden más plenamente las necesidades y vulnerabilidades del prestatario. A menudo, en los proyectos financiados con préstamos de emergencia para recuperación no se incluyen actividades que podrán contribuir considerablemente a los esfuerzos de recuperación (y, posteriormente, al proceso de desarrollo a largo plazo del prestatario) porque estas no se pueden terminar en los tres años establecidos, con la consiguiente prolongación del proyecto.

Para llevar a cabo las actividades fundamentales que permiten reducir la vulnerabilidad a largo plazo se requieren más de tres años y la demanda de tales actividades por los prestatarios es escasa.

Solamente una de las 60 actividades identificadas en proyectos financiados por el Banco —saber, la asistencia para financiar la balanza de pagos— ha requerido, en promedio, menos de tres años. Los tipos de actividades que pueden producir el mayor impacto en reducir la vulnerabilidad, como la elaboración o revisión de los códigos de construcción, y el establecimiento de instituciones responsables de la gestión de riesgos, así como de mecanismos de seguro y de otro tipo para mitigar los riesgos, son precisamente aquellos para los cuales los prestatarios tienen menos probabilidades de solicitar financiamiento. El Banco debe encontrar maneras de promover ese tipo de actividades.

Los tipos de actividades que pueden producir el mayor impacto en reducir la vulnerabilidad, como la elaboración o revisión de los códigos de construcción, y el establecimiento de instituciones responsables de la gestión de riesgos, así como de mecanismos de seguro y de otro tipo para mitigar los riesgos, son precisamente aquellos para los cuales los prestatarios tienen menos probabilidades de solicitar financiamiento. El Banco debe encontrar

maneras de promover ese tipo de actividades.

Las medidas adoptadas durante las primeras semanas y meses después de ocurrido un desastre producen un gran impacto en el ulterior proceso de recuperación, y deben planificarse y llevarse a cabo en debida forma.

Las decisiones que se adoptan inmediatamente después de un desastre —refugio de personas, reasentamiento, remoción de escombros, distribución de ayuda, etc.— influyen en las decisiones que se adoptan posteriormente para encontrar el primer desembolso, el diseño inadecuado de las intervenciones y un menor impacto en la capacidad de recuperación de las personas.

En las medidas inmediatas luego de producido un desastre también se debe incluir el desarrollo de las capacidades, los conocimientos y las destrezas que serán necesarias durante el proceso de recuperación. Para que los estudios generen los conocimientos fundamentales que permitan adoptar medidas con pleno conocimiento de causa en el marco de los proyectos, hace falta un buen programa, como el Banco. El fortalecimiento de la capacidad en materia de adquisiciones y preparación de los documentos de licitación debe ser una de las primeras medidas. La mejora de los procesos de adquisiciones se cuenta entre las actividades que se mencionan con mayor frecuencia en las evaluaciones a nivel de los proyectos.

El Banco debe ser capaz de determinar en qué casos puede ser contraproducente apresurarse en las decisiones, para que no sean

los mecanismos de financiamiento sino las necesidades de desarrollo las que impulsan su respuesta.

Es necesario replantearse los mecanismos de financiamiento; los préstamos para financiar la balanza de pagos han sido un mecanismo de reembolso relativamente rápido, pero, en general, no son ni cercanamente tan rápidos como debe serlo, y sólo han sido de ayuda en circunstancias muy limitadas. Varios intentos apoyados por el Banco encaminados a establecer mecanismos para mitigar el riesgo (seguros y financiamiento para imprevistos) han ayudado a centrar la atención de los gobiernos en los problemas de desarrollo a largo plazo que plantean los desastres, pero son muy pocos los que han llegado a un juicio informado sobre su utilidad. Por tanto, en los países muy vulnerables se recurre con mucha mayor frecuencia a la reasignación de préstamos que a otros tipos de respuesta del Banco ante situaciones de desastre.

han ayudado a centrar

la atención de los gobiernos en los problemas de desarrollo a largo plazo que plantean los desastres, pero son muy pocos los que han llegado a un juicio informado sobre su utilidad. Por tanto, en los países muy vulnerables se recurre con mucha mayor frecuencia a la reasignación de préstamos que a otros tipos de respuesta del Banco ante situaciones de desastre.

han ayudado a centrar la atención de los gobiernos en los problemas de desarrollo a largo plazo que plantean los desastres, pero son muy pocos los que han llegado a un juicio informado sobre su utilidad. Por tanto, en los países muy vulnerables se recurre con mucha mayor frecuencia a la reasignación de préstamos que a otros tipos de respuesta del Banco ante situaciones de desastre.

Las actividades de recuperación dirigidas a la población pobre requieren atención especial, pero son particularmente difíciles de llevar a cabo en el marco de proyectos sobre desastres naturales, y el impacto en la pobreza no suele documentarse en debida forma.

Cuando los proyectos del Banco han estado dirigidos a los pobres, a menudo han sobrepasado el impacto previsto: 41 de los 51 proyectos cuyo impacto ha sido documentado alcanzaron o superaron el impacto previsto. Sin embargo, no se dispone de datos completos y la documentación sobre el impacto en la pobreza es escasa.

Incluso en las difíciles circunstancias en que responde a un desastre, la participación de los beneficiarios durante las etapas de diseño y ejecución son fundamentales para obtener buenos resultados. Las ventajas de dicha participación quedaron demostradas en el proyecto de rehabilitación tras las inundaciones de Argentina, 1993, ocasión en que los beneficiarios participaron en todas las etapas del proyecto. La interacción entre los beneficiarios y las autoridades locales hizo posible disponer oportunamente de materiales de construcción y tener en cuenta las costumbres locales en el diseño arquitectónico de las nuevas viviendas. El personal del Banco pudo observar que todo esto permitió que los beneficiarios se identificaran con el proyecto y que me-

materiales de construcción y tener en cuenta las costumbres locales en el diseño arquitectónico de las nuevas viviendas. El personal del Banco pudo observar que todo esto permitió que los beneficiarios se identificaran con el proyecto y que me-

Los riesgos naturales están muy concentrados, por lo que es necesario prestar aten-

ción especial a la planificación antes de que se produzca un desastre, así como a la reducción del grado de vulnerabilidad a largo plazo en los países que corren mayor riesgo.

De los 528 proyectos relacionados con desastres, programas nacionales de seguro para tres naturales (39%) que conforman la cartera del Banco, 208 corresponden a 10 países. Las soluciones de desastre y microfinanciamiento. Además, compromisos de préstamo del Banco también más, en el marco de 10 proyectos financiados se encuentran concentrados: el 7,5% de los proyectos por el Banco se están empezando a estudiar proyectos recibidos el 32% del financiamiento. En el caso de los planes nacionales de seguro (cinco de esos planes de muchos países, los riesgos naturales son pre-están en marcha pero no han sido evaluados). visibles, pero pocas veces se tienen en cuenta en los programas para los países o en el financiamiento de los proyectos, incluso cuando se trata de países muy vulnerables.

Al formular los programas de financiamiento para los países y el financiamiento para proyectos, el Banco debe dar mayor importancia a los riesgos naturales, especialmente en el caso de los países muy vulnerables. Para proceder de manera eficiente, los países prestatarios se deben clasificar por nivel de vulnerabilidad. En el presente informe se seala una manera de hacerlo, dividiendo los prestatarios en tres grupos según su grado de vulnerabilidad (alto, mediano y bajo, según el porcentaje del PIB del país en cuestión expuesto al riesgo en caso de que se produzcan dos o más riesgos naturales).

La alta concentración del riesgo también indica que se necesitan mecanismos para financiar o transferir dichos riesgos.

Incluso si se llegan a establecer fondos municipales o regionales, éstos probablemente atenderán las necesidades de liquidez a corto plazo de los países afectados por un desastre. El Banco debe considerarse parte de tales soluciones regionales y mundiales, pero también debe seguir participando en actividades a más largo plazo dirigidas a reducir el nivel de vulnerabilidad de los países.

En su participación a largo plazo para atender las necesidades de los países clientes, el Banco debe asegurar que se preste atención continuada a la permanente reducción de la vulnerabilidad.

El Banco ha apoyado varias iniciativas de investigación relativas a la protección contra riesgos y la participación del sector privado en el finan-

ciamiento de actividades de reconstrucción. Entre las soluciones financieras para mitigar pérdidas en que se está centrando la atención cabe mencionar las siguientes: reaseguro con bonos de ca-

los propietarios de viviendas, fondos para situaciones de desastre y microfinanciamiento. Además, compromisos de préstamo del Banco también más, en el marco de 10 proyectos financiados se encuentran concentrados: el 7,5% de los proyectos por el Banco se están empezando a estudiar proyectos recibidos el 32% del financiamiento. En el caso de los planes nacionales de seguro (cinco de esos planes de muchos países, los riesgos naturales son pre-están en marcha pero no han sido evaluados). visibles, pero pocas veces se tienen en cuenta en los programas para los países o en el financiamiento de los proyectos, incluso cuando se trata de países muy vulnerables.

El Banco cuenta con los recursos humanos necesarios para responder ante situaciones de desastre y atender las necesidades a largo plazo de los países relacionadas con los riesgos naturales, pero la movilización de dichos recursos es complicada.

El Banco tiene un cuerpo de funcionarios de una forma eficaz para hacer llegar de manera conforme se seala una manera de hacerlo, dividiendo ese personal y los conocimientos pertinentes a sus prestatarios, e incluso a sus propios equipos. Desde 1999, una unidad integrada por tres personas asiste a los jefes de proyectos del Banco en materia de desastres naturales y tecnológicos, y ayuda a entregar una respuesta más estratégica y expedita. Este grupo se complementa con un grupo temático integrado por más de 100 funcionarios con experiencia en casos de desastre. No obstante, los donantes y los países clientes no saben con quién ponerse en contacto cuando tienen preguntas de rutina sobre situaciones de desastre y las actividades de coordinación de desastre y las actividades de coordinación de desastre y las actividades de coordinación de desastre. El Banco debe considerarse parte de tales soluciones regionales y mundiales, pero también debe seguir participando en actividades a más largo plazo dirigidas al Banco. Cuando ocurre un desastre, puede ser difícil sacar de sus tareas habituales al personal con conocimientos y experiencia en la materia.

La coordinación de los donantes reviste especial importancia para las actividades de asistencia y recuperación tras un desastre, debido en parte al carácter dinámico de la situación, pero también porque los desastres normalmente atraen a numerosos donantes que desean participar.

En medida creciente, los propios prestatarios se ocupan de la necesaria coordinaci—n de los donantes, pero siguen requiriendo asistencia para la coordinaci—n, sobre todo en las primeras etapas de asistencia y recuperaci—n.

La experiencia recogida de los proyectos muestra que para elaborar una estrategia de recuperaci—n compartida por todos se requiere no s—lo la presencia inmediata del Banco en la zona afectada por el desastre, sino tambiŽn una presencia prolongada que permita asegurar que se atiendan todas las necesidades de reconstrucci—n, que el

imprevistas, ya sea como parte de otro préstamo, con respecto a la asistencia y el financiamiento en fondos de destinación especial en el programa del caso de acontecimientos recurrentes. El financiamiento de la estrategia de asistencia a los países, o un fondo para catástrofes de carácter inpara el rápido desembolso de los préstamos de dependiente (aunque esto podría ser innecesario en emergencia para recuperación han atendido parsi a la larga se establecieran fondos regionales ojalmente la necesidad de iniciar de inmediato las mundiales). Otra alternativa que valdría la pena actividades a corto plazo, pero podrían completarse es la creación de un fondo especial administrarse fructíferamente con un nuevo mecanismo administrado por el Presidente y que podría utilizarse mismo, como un fondo central especial para financiar el inicio inmediato de las actividades administrado por la oficina del Presidente (similares en cuanto se produzca un desastre. Igual al que existe en el Banco Interamericano de De-

El diseño de los proyectos financiados por el desarrollo) para financiar las necesidades más Banco en países que se consideren de riesgo más urgentes durante los primeros días de respuesta diano o alto debería poder adaptarse en caso de después de un desastre.

que ocurra un desastre. En los documentos habituales de evaluación de riesgos que se preparan para recuperación son menos adecuados para para todos los países se deberían considerar los riesgos actividades a más largo plazo, como las de mitigos de que se produzcan desastres naturales. gación, reconstrucción y fortalecimiento institu-

La estrategia o el plan de acción se debería emitir emocional, que requieren más tiempo para la prepararación y la evaluación inicial, y no necesitan quedar eximidos del cumplimiento de las normas de salvaguardia y diligencia debida.

Del mismo modo, la atención de los problemas sociales durante la preparación y ejecución de las actividades suele requerir más tiempo del que

Las emergencias son de diversa naturaleza y, pese a que existen ciertas semejanzas, la mayoría difiere en aspectos muy importantes de los desastres más apropiadas para las operaciones habituales provocados por fenómenos naturales. La política de financiamiento para proyectos de inversión, del Banco debe reflejar esas diferencias y con frecuencia se han dejado de lado habida derar por separado los conflictos y las enfermedades del período de implementación de tres dades epidémicas, con disposiciones que sean aplicables al tema pertinente. Hay dos maneras de hacerlo: los desastres naturales prestatarios en tomar un segundo préstamo.

den ser materia de una política operacional independiente (como se pide en la evaluación del Grupo de Evaluación Independiente de 1998 relativa a la experiencia del Banco en actividades de reconstrucción después de un conflicto), o bien

Ya sea que exista o no una unidad designada que la OP 8.50 podría incluir disposiciones específicas de los desastres naturales y los riesgos en relación con los desastres naturales, las situaciones que éstos plantean, el Banco debe estar en condiciones posteriores a los conflictos, la salud y otras condiciones de reunir y diseminar rápidamente su experiencia internacional a los prestatarios en caso por separado. Cualquiera sea la forma que adopte de una emergencia. Además, los equipos de trabajo de la política del Banco debe centrar más la atención bajo necesitan apoyo para llevar a cabo las evaluaciones que deben realizarse luego de un los niveles de vulnerabilidad en todas las operaciones de intervención de emergencias relativas a estos fenómenos. Se deben fijar prioridades que se ajusten a las necesidades y capacibilizar las prohibiciones establecidas en la política de cada prestatario.

Para responder ante situaciones de desastre se no conocen el pa's. El Banco cuenta con muy requieren conocimientos y experiencia en diver- pocas personas con esas caracter'sticas, y actual- sos sectores. La inclusi—n de personas con conome no tiene un mecanismo congruente para cimientos en materia de desastres en las misionesmovilizar a estas personas responsables de res- del Banco tras una crisis grave puede resultarponder ante un desastre natural. El hecho de fundamental. La selectividad a la hora de identi- sacar a los integrantes del Grupo temꝑtico sobre ficar a los funcionarios que integran las misiones gesti—n de riesgos de sus responsabilidades pro- en situaciones posteriores a un desastre permite duce inevitablemente un impacto negativo en evitar los problemas relacionados con el dise—o sus actividades habituales. Ademꝑs, dado que el y la escala de la respuesta que se pueden presentancemero de funcionarios que cuentan con los co- cuando se env'a a personas que no estꝑn acosnocimientos necesarios es tan reducido, se suele tumbradas a ver destrucci—n en gran escala o queocurrir a las mismas personas una y otra vez.

ACRONYMS AND ABBREVIATIONS

ADB	Asian Development Bank
AFR	Sub-Saharan Africa Region
BP	Bank Procedure
CAS	Country Assistance Strategy
CGIAR	Consultative Group for International Agriculture
DEC	Development Research Group (World Bank)
DFID	Department for International Development (U.K.)
DRI	Disaster Risk Index
DRU	Disaster Reduction Unit (UNDP)
EAP	East Asia and the Pacific Region
ECA	Europe and Central Asia Region
EERL	Emergency Earthquake Reconstruction Loan (TEEm 0 u79PkDP)
Emergence Reventrn Loon	

O&MID

GLOSSARY


Disaster	A serious disruption of the functioning of a community or a society causing widespread human, material, economic, or environmental losses that exceed the ability of the affected community or society to cope using its own resources.
Disaster risk management	The systematic process of using administrative decisions, organization, operational skills, and capacities to implement policies, strategies, and coping capacities of the society and communities to lessen the impacts of hazards.
Disaster risk reduction (disaster reduction)	The conceptual framework of elements considered with the possibilities to minimize vulnerabilities and disaster risks throughout a society, to avoid (prevention) or to limit (mitigation and preparedness) the adverse impacts of hazards.
Hazard	A potentially damaging physical event, phenomenon, or human activity that may cause loss of life or injury, property damage, social and economic disruption, or environmental degradation.
Mitigation	Structural and nonstructural measures undertaken to limit the adverse impact of natural hazards, environmental degradation, and technological hazards.
Preparedness	Activities and measures taken in advance to ensure effective response to the impact of hazards, including the issuance of timely and effective early warnings and the temporary evacuation of people and property from threatened locations.
Prevention	Activities to provide avoidance of the adverse impact of hazards and means to minimize related environmental disasters.
Recovery	Decisions and actions taken after a disaster with a view to restoring or improving the pre-disaster living conditions of the stricken community, while encouraging and facilitating necessary adjustments to reduce disaster risk.
Relief/response	The provision of assistance or intervention during or immediately after a disaster to meet the needs of those affected. It is generally immediate and short term.
Resilience/resilient	The capacity of a system, community, or society potentially exposed to hazards to adapt, by resisting or changing to reach and maintain an acceptable level of structure and functioning.
Risk	The probability of harmful consequences, or expected losses (deaths, injuries, property and livelihood loss, economic activity disrupted or environment damaged) resulting from interactions between natural or human-induced hazards and vulnerable conditions.

Risk assessment/ analysis	A methodology to determine the nature and extent of risk by analyzing potential hazards and evaluating existing conditions of vulnerability that could pose a potential threat or harm to people, property, livelihoods, and the environment on which they depend.
Structural/ nonstructural measures	Structural measures refer to any physical construction to reduce or avoid possible impacts of hazards, which include engineering measures and construction of hazard-resistant and protective structures and infrastructure.
Vulnerability	The conditions determined by physical, social, attitudinal, economic, and environmental factors or processes that increase the susceptibility of a community to the impact of hazards.

Source: Adapted from UN International Strategy for Disaster Reduction.

Chapter 1: Evaluation Highlights

- Natural disasters are becoming increasingly destructive.
- The Bank is increasingly involved in responding to natural disasters.
- Bank policy on emergency lending has been revised three times, but without the benefit of evaluation or knowledge about Bank experience with natural disasters.



Nature, Disaster, and Recovery

Disasters reflect the ways societies structure themselves and allocate their resources.

On December 26, 2004, an undersea earthquake measuring 9.0 on the

urban settings and fragile coastal areas where the damage of earthquakes and extreme weather events is often greatest.

The more vulnerable people are, the more disastrous a natural event will be. Increasing environmental degradation also contributes to the intensification of the effects of natural events.

- In **drought**, problems associated with a shortage of water exacerbated by climate change, precipitation and sea level rise.
- ~~the~~ ~~costs~~ ~~of~~ ~~absorptive~~ ~~capacity~~ ~~of~~ ~~the~~ ~~soil~~ —

Although disasters caused by natural events occur throughout the world, losses to disaster in developing countries are generally much higher than in developed countries in percentage of gross domestic product (GDP) or government revenues. For example, Maldives' tsunami losses amounted to 66 percent of GDP. Hurricane Mitch caused losses equal to 41 percent of GDP in Honduras.

The first days following a disaster are typically very dynamic, in part because the global and national media sharply and swiftly focus attention on the immediate needs of victims and because of the risks to health and social order. Donors and governments are compelled to act. However, their initial actions affect all future actions.

A Harvard University study of 30 disaster and relief and reconstruction efforts concluded that initial actions are never neutral—they either support longer-term development or undermine it (Anderson and Woodrow 1989). In the first months after a disaster the situation remains highly dynamic—needs can shift very quickly and missteps are common and can have serious consequences. In Bolivia, for example, initial relief efforts created additional difficulties for the recovery (box 1.2).

Without question, attention to natural disasters is growing. In particular, the recent Asian earthquakes focused the world's attention on the magnified effects of disaster in developing countries and generated commitments of support from donor nations. Shortly after the tsunami

disaster, an unprecedented outpouring of international support provided assistance to the affected populations. But donor promises during the first few weeks following a disaster are usually reduced later, or even dropped altogether, when initial estimates of need prove too high or when the sudden inflow of assistance exceeds the country's ability to manage the funds.

In any event, most of the costs of recovery ultimately are borne by the country itself. The Organisation for Economic Co-operation and Development (OECD) Development Aid Committee has reported that outside financing and donations usually offset less than 10 percent of a country's disaster losses (Linnerooth-Bayer and Amendola 2000). Hence, disasters can represent a permanent loss of development momentum.

Although the destructive impacts of disasters are tightly connected with development, disasters are typically treated as an interruption in development rather than as risks that should be a calculated part of development. Some countries are in a near-permanent state of recovery. The countries themselves also tend to lose sight of long-term priorities related to reducing their vulnerability to disasters as immediate needs are met and media attention

Box 1.2: A Troubled Relief Compromises the Ability to Recover

Following an earthquake that devastated the urban areas of Aiquile, Totora, and Mizque on May 22, 1998, the Government of Bolivia requested an International Development Association (IDA) reallocation of \$5 million from the El Niño Emergency Assistance Credit to help finance reconstruction. A Bank technical mission found that a number of troubling decisions had been made on how temporary shelter would be provided:

- Victims of the disaster had been obliged to abandon their homes and possessions and move to refugee camps under military control, where they were fed for free. This effectively destroyed the local economy and, without commerce, few could afford to pay for services.
- Victims had not been allowed to recover the recyclables from their

homes (doors, windows, floor and roof tiles, kitchen and bathroom fixtures), which represented about 70 percent of their cost.

- Bulldozers knocked down damaged buildings without preserving the boundary lines between properties, paralyzing subsequent rebuilding efforts.
- Temporary settlement camps had been set up in a manner that led to social disintegration and abetted robbery and assault.

The Bank ultimately directed the requested reallocation to rural housing. The way in which the early part of the process was managed had severely compromised the recovery of the urban areas, because the Bank funds would have filled a major gap in the assistance needed to rebuild the cities, had they been directed there.

Source: Field interviews and observation in 1998 and World Bank data.

turns elsewhere. Mitigation, prevention, and disaster risk management often drop off the development agenda and may be neglected as attention returns to other pressing development priorities.

Cleaning up the damage and rebuilding structures without addressing the human actions that turn recurring natural phenomena into disasters only ensures that the inevitable next event will be as disastrous as the last. Annual flooding only regenerates agricultural soil when human settlements are not located in floodplains. Where environmental degradation turns seasonal events into disaster, environmental restoration needs to be part of the solution. In other places, increased attention to infrastructure and settlement design is all that is required to increase disaster resilience. Effective activities that address root causes of vulnerability and mitigate the potential for future damage are crucial to reducing the steady erosion of development gains that natural disasters represent.

The World Bank has financed reconstruction since its inception and increasingly has been engaged in helping countries recover from disasters and reduce their future vulnerability to natural hazards. Since 1984, most of the Bank's borrowers—110 countries in all—have sought emergency financial assistance related to disaster.

Since the 1970s, requests for Bank financing of post-disaster reconstruction projects, humanitarian crises, and post-conflict recovery have grown steadily. A succession of Bank policy statements has been developed to guide this work: Operational Policy Note (OPN) 10.07, **Guidelines for Bank Participation in Reconstruction Projects after Disaster** (1984); Operational Directive (OD) 8.50, **Emergency Recovery Assistance** (1989); and Operational Policy (OP) 8.50, **Emergency Recovery Assistance** (1995). Table 1.1 outlines the key provisions of the current policy (Annex A analyzes the evolution of policy over its 20-year existence). The changes in policy over time were made primarily for institutional reasons (because all Bank policies were changed

from OPNs to ODs, and then into OPs).

The Bank's three policy statements reflect an evolution in thinking about its response to emergencies such as natural disasters. The three statements differ in how they characterize emergencies, what emergencies are covered, and in several other areas, but all make timeliness a key concern. This concern led to the creation a quick-disbursing instrument in the 1984 OPN. The Emergency Recovery Loan (ERL), as it came to be called, has become the instrument of choice in lending for natural disaster emergencies. Although policy has evolved, the changes have been made without benefit of evaluation or knowledge of Bank experience.

Although it has a policy on emergency assistance for disasters, the Bank has never had a strategy for that assistance. Therefore, strategic planning for natural disasters has been confined to country-level analyses in Country Assistance Strategies (CASs) and Poverty Reduction Strategy Papers (PRSPs).

The Bank is one of a large number of institutions that countries can call on and coordinate after a disaster. Indeed, the number of institutions that respond to disaster has been growing, making donor coordination an increasing challenge.

The roles of the various institutions are not fixed and have blurred over time, though they tend to follow traditional strengths. For instance, the Red Cross/Red Crescent Society and other international and national nongovernmental organizations, along with the military, typically participate in the immediate response. The United Nations Development Program (UNDP) focuses more on the social aspects of recovery. The World Bank typically concentrates on infrastructure and housing during the reconstruction, given its

Table 1.1: Key Provisions of Current Bank Policy Statement

Relief and consumption	The Bank does not finance relief and consumption (par. 2 and 4).
Support for damage and needs assessment	The Bank provides immediate support in assessing the emergency's impact and develops a recovery strategy (par. 3).
Implementation time	ERLs are fully implemented in two to three years (par. 6).
Procurement rules	Standard Bank Operational Policies, including those on procurement, consultants, and disbursement, apply to ERLs (par. 8).
Suitability for recurrent disasters	Regular investment projects (not ERLs) may be preferable for recurrent disasters (floods) and slow-onset disasters (droughts) (par. 5).
Design standards, prevention, and mitigation	ERLs use disaster-resilient construction standards, emergency preparedness studies, and technical assistance for prevention and mitigation. Prevention and mitigation projects carry out studies of vulnerability and risk assessment, reinforce vulnerable structures, adjust building and zoning codes, and acquire hazard-reduction technology (par. 6).
Institutional and regulatory framework	The Bank helps countries to establish an adequate institutional and regulatory framework for prevention and mitigation (par. 10).
Donor coordination	Collaboration with the UNDP and other international agencies, local nongovernmental organizations, and donors is helpful in designing the recovery assistance strategy under an ERL and in designing specific prevention and mitigation programs (par. 9).

Source: Operational Policy 8.50 – Emergency Recovery Assistance, August 1995.

Note: ERL = Emergency Recovery Loan.

comparative advantage in that area. However, the Bank also has considerable experience with disaster recovery, as well as an important role in assisting with coordination that ensures that country needs are met with as few overlaps and conflicts of priorities as possible.

A key partnership of the Bank in natural disasters is the ProVention Consortium, launched in February 2000 to reduce disaster risk in developing countries and to make disaster prevention and mitigation an integral part of development efforts. The Consortium is an international network focused on sharing knowledge and leveraging resources to reduce disaster risk. Though launched by and originally housed in the Bank, it is currently under the management of the International Federation of Red Cross and Red Crescent Societies in Geneva. This report does not evaluate the partnership, but the Independent Evaluation Group (IEG) will be evaluating it in 2006, and therefore offers no judgments on its performance in this report. The current evaluation does draw on ProVention analyses.

Heightened global awareness, increased public and private generosity, growing Bank investment in disaster recovery as well as disaster prevention and risk management, and greater ability to anticipate some natural events make this an appropriate time for the World Bank to review and update its policy and upgrade practices with respect to natural disasters. This evaluation has been undertaken to inform that process.


No assessment has previously been done of the Bank's disaster-related assistance. The evaluation assesses the relevance and effectiveness of Bank activities related only to **emergencies caused by natural events**. Emergencies caused by armed conflict have been the subject of an earlier evaluation (IEG 1998), and thus are not covered by this report.

The study was conceived as a review of the implementation of Bank policy and examined the relevance and effectiveness of Bank operations, as well as their institutional development impact, to develop lessons from experience. The evaluative questions addressed are detailed in Appendix B.

The study examined the Bank's experience from several angles. The basic approach was to avoid sampling, and instead identify **all** Bank-financed projects with natural disaster activities. For example, in the staff survey, all task managers that worked on at least one project with disaster activities were invited to respond. When the evaluation looked at an activity (such as housing) or a disaster type (such as tropical storms), all the relevant

Chapter 2: Evaluation Highlights

- Since 1984 the Bank has financed natural disaster activities in 528 projects for \$26,281 million.
- The Bank has approved 89 ERLs over the period and the instrument is increasingly used in disaster responses.
- The largest number of disaster projects were implemented in the rural sector.
- Lending is highly concentrated—10 countries accounted for 208 projects.
- Reallocations have been a large part of the Bank's response—\$3,047 million from 217 projects has been reallocated over 20 years.
- Projects have been best at restoring physical assets: 115 completed projects successfully restored damaged infrastructure.



The World Bank Responds

Natural disasters directly affect the traditional beneficiaries of World Bank-financed development assistance—98 percent of the 211 million people affected by natural disasters each year from 1991 to 2000 were from developing nations (IFRC 2001).

And although a few disasters have been devastating to the better-off (such as when cities with a large number of poorly built and badly designed high-rise apartments are hit by earthquakes), unquestionably the most vulnerable to disaster are the poor, who live in dangerous zones, on marginal lands, and have precarious livelihoods.

The Bank has a major stake in ensuring that country assistance following a disaster contributes to long-term development, and that the potential future impacts of disasters are reduced or prevented. As the human and economic losses from natural disasters continue

us ons2(y assisucy th as]TJTmithga-0.0001 Tc-02w(developy thT t)]Ted. As th.2 -1./F11.45 007760 372 Tm1136 cs

Table 2.1: Natural Disaster Portfolio Composition, 1984 to 2005

	Total	Completed	Ongoing
All projects with some disaster activity	528	303	225
Emergency Reconstruction Loans	89	59	30
Disaster projects using other instruments	51	28	23
Projects with at least one full disaster component	130	85	45
Projects with an identified disaster activity below component level	258	131	127

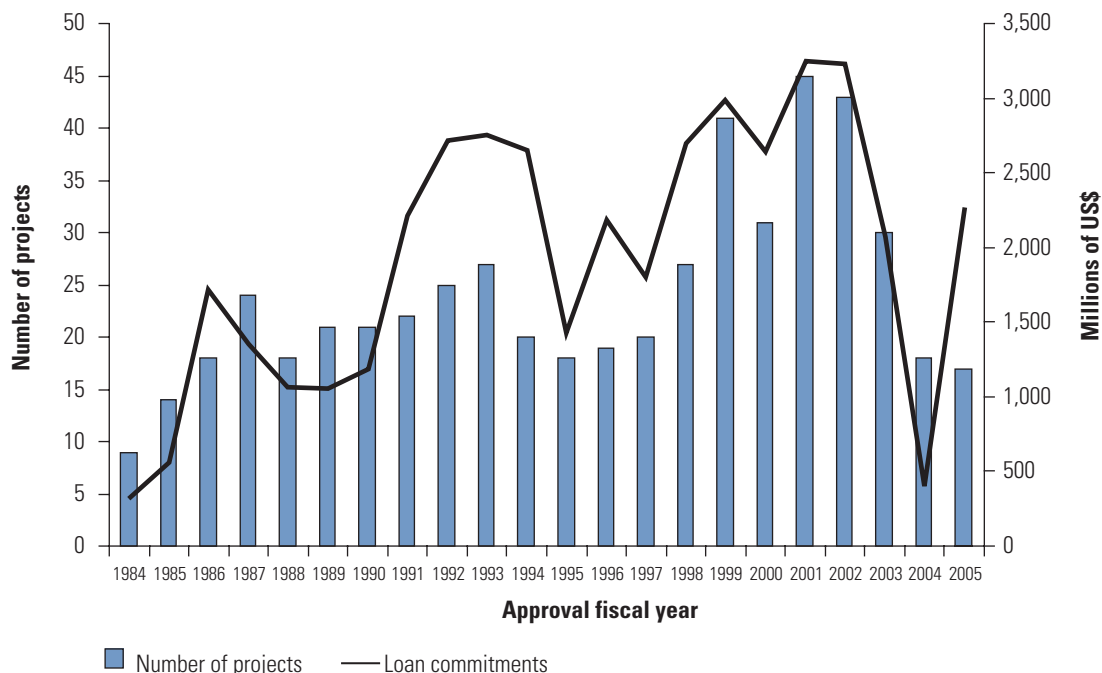
Source: World Bank data.
 Note: Data based on project approval year.

evident (figure 2.1). In addition, as a share of overall Bank lending, assistance related to natural disasters has been growing (see Appendix C, figure C.1). Much of this assistance is quite recent: about 43 percent of all disaster-related loans have yet to close. Lending for disasters is noticeably cyclical, with peaks about every five years. Even so, Bank

lending for disaster has risen gradually over the past 20 years. If projects that are still open (those approved since fiscal 1999) reallocate according to the historical trend, the numbers in the most recent years will rise. Project reallocations are discussed later in this chapter.

Among the 528 projects, the amount of disaster-related support ranges from a few thousand dollars for fire detection towers in a forestry project to a \$500 million loan for post-

Figure 2.1: The Number of Projects Related to Natural Disasters Has Been Rising, with Sharp Peaks in Lending about Every Five Years



Source: World Bank data. Reallocations are recorded by approval fiscal year as well.

earthquake reconstruction. In recent years the scale of individual operations financed by the Bank has grown. The 1999 Turkey earthquake alone led to Bank commitments of over \$1.1 billion and a Bank-coordinated reconstruction program of \$1.7 billion. Other relatively recent events have unleashed large responses because they have affected multiple countries (such as the Indian Ocean tsunami, Hurricane Mitch, and the El Niño phenomenon).

North Africa Region had the smallest portion of projects. This distribution generally follows the broader trend in Bank lending. The Bank has helped the Africa Region to confront natural disasters for many years. It is the only Region where drought is the most common hazard, and it also had the largest proportion of completed projects. Recent attention has gone to the East Asia and Europe and Central Asia Regions, which have a majority share of their portfolios in ongoing projects. The evaluation also compared Regional disaster lending with overall Regional lending to identify Regions where disaster impacts were disproportionate (see Appendix C, figure C.2).

The rural sector implemented 40 percent of the natural disaster portfolio. This is not surprising, since many disasters, such as floods, droughts, and fire, and especially their mitigation and prevention activities, take place in projects involving forest management, irrigation, and disaster-resistant crops. Other sectors that have been highly involved are transport (13 percent), environment (10 percent), and urban (9 percent). Among the 528 projects were 12 multisectoral projects, accounting for 2 percent of the total.

The Bank has prepared 65 publications, working papers, articles, and reports on natural disaster topics since 1999.⁶ The most frequently researched topics have been risk management and financing mechanisms. Although much research work on these topics is done collaboratively with country staff or staff in other departments with various expertise, 31 were done under the auspices of the Hazard Management Unit. As might be expected, most of these are global in scope or topically oriented. However, about a third of them (10) focused on a particular country or Region.

Regional or country offices are responsible for an additional 17 reports or publications. The

East Asia Region has produced five reports on topics such as risk management in the Pacific region, with a pilot study of Vanuatu and a report on the Philippines focusing on enhancing poverty alleviation through disaster reduction. Among the Latin America and the Caribbean Region's four reports is one on the catastrophe insurance market in the Caribbean and another on "Risk and Vulnerability in Guatemala." This seems a particularly relevant report, as Guatemala is in the "top ten" list of borrower countries that are at greatest economic risk for natural disasters, and it has not borrowed from the Bank for natural disasters in 20 years. South Asia's four studies have included "Financing Rapid Onset Natural Disaster Losses in India" and "Bangladesh: Climate Change and Sustainable Development." Europe and Central Asia have done two research reports on the topic, most notably one in Turkey entitled "Poverty and Coping with Crises." One of the two done in Africa was on "Systemic Shocks and Social Protection."

In total, notwithstanding authorship, 15 countries were the subject of specific analytical work on natural disasters. All but one of the countries are considered to be of elevated economic vulnerability and/or mortality risk.

The Environment Department of the Bank has devoted resources to at least six reports on natural disasters—most on climate change. The Development Research Group (DEC) has produced five reports in the area in the past six years, including "Natural Disasters and Development" and "Can Financial Markets be Tapped to Help Poor People Cope with Weather Risks?" The Social Protection Department has done two studies that have included major sections on natural disaster risk. The Consultative Group on International Agricultural Research (CGIAR) has produced a study with the Bank on rebuilding agriculture in countries affected by natural disaster.

A majority of Bank member countries have turned to the Bank for emergency financial assistance (110 countries) following a natural disaster. However, lending has been highly

concentrated: 53 countries had only one or two loans with disaster activities, while the top 10 countries had 208 projects (39 percent) among them (table 2.2).

In terms of commitments as well, Bank lending has been quite concentrated: 32 percent of the \$42,552 million in commitments over the 20-year period from fiscal 1985 through fiscal 2005 went to 7.5 percent of the projects. The 10 largest loans for reconstruction and/or prevention totaled \$3,882 million (table 2.3).

After a natural disaster, when a country requests assistance, Bank country staff first examine the existing country portfolio and identify loans from which funds can be reallocated for reconstruction. Over the past 20 years, funds from 217 projects have been reallocated (see Appendix C, table C.1).

The importance of reallocation as an emergency response is highlighted by comparing it with emergency recovery lending: since 1984, the Bank has made more than \$3,047 million available for natural disaster response through loan reallocations⁷ and has dedicated \$9,021 million toward disasters through ERLs. In a typical example, following the 2001 earthquake in Gujarat, 12 projects were restruc-

ured, providing a total of \$416 million for immediate reconstruction. Funding of \$10 to \$130 million per project was taken from the original implementing agencies and given to another implementing agency handling reconstruction. Projects changed not only their scope, but also their components and the sectors they targeted.

In part, reallocations appear to have been sensitive to periodic increased awareness of disaster in the Bank related to policy development. The number of reallocations each year varied from fewer than 10 in the 1980s to 17 in the 1990s (figure 2.3).

The first jump in 1984 coincided with the introduction of OPN 10.07, which encouraged reallocations, and a second jump appeared in 1990, perhaps in part because of the renewed visibility of emergencies with the introduction of OD 8.50. While in the pre-policy period (1976–83) reallocations averaged 2 each year, they averaged 11 each year from 1984 through 1999.

After 1999 disaster-related reallocations decreased, presumably

Table 2.2: Concentration of Lending in the Disaster Portfolio Compared with Overall Bank Lending

Rank	Country	Number of disaster projects	Lending to projects with disaster activities (US\$ millions)	Rank: all Bank projects, 1984-2005	Rank: all Bank commitments, 1984-2005
1	India	43	8,257	2	1
2	China	32	4,902	1	2
3	Bangladesh	28	2,880	8	12
4	Brazil	27	2,349	4	4
5	Honduras	15	712	45	53
6	Turkey	13	3,390	11	7
7	Yemen	13	306	14	49
8	Madagascar	13	327	17	39
9	Mexico	12	2,145	5	3
10	Vietnam	12	1,232	29	17
TOTAL		208			

Source: World Bank data. Each reallocation counted as a separate project.

Table 2.3: Ten Largest Loans for Disasters

Country	Project name	Approval fiscal year	Original loan amount (US\$ millions)
Turkey	Marmara Earthquake Emergency Reconstruction	2000	505
India	Emergency Tsunami Reconstruction	2005	465
India	Gujarat Emergency Earthquake Reconstruction	2002	443
Mexico	Mexico Natural Disaster Management Project	2001	404
Turkey	Istanbul Seismic Risk Mitigation	2005	400
Mexico	Earthquake Rehabilitation & Reconstruction	1986	400
Turkey	Emergency Flood Recovery	1999	369
India	Drought Assistance	1988	350
Turkey	Earthquake Rehabilitation & Reconstruction	1993	285
India	Maharashtra Emergency Earthquake Rehab. Project	1994	261
TOTAL			3,882

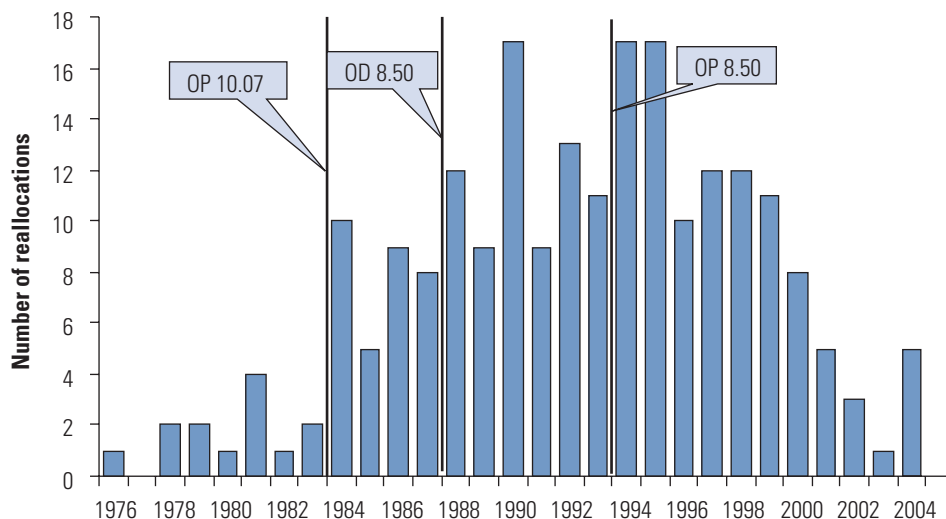
Source: World Bank data.

because, for the most recent years, the ongoing projects are still new and reallocations tend to occur toward the end of the project life, though it may also be because ERLs have been used instead of reallocations (more than a third of

the ERLs in the portfolio are ongoing; see table 2.1).

While reallocations can give borrowers flexibility to react to unforeseen needs, the Bank has been developing promising alternatives. Additional lending to existing projects is already in use, though it has not yet been applied in a disaster response. In addition, a specialized

Figure 2.3: Reallocations Peaked Following Each Policy Revision



Source: World Bank data.

Note: Based on project approval years.

form of development policy lending (the Contingent Hazard Recovery and Management Loan) is in development.

These new alternatives may further help to avoid the diversion of funds from their original purposes, as in reallocations. In 18 cases reallocations have undermined achievement of the original objectives of the project. For example, in January 1999, as a result of the earthquake in the

Institutional development impact performance was closer to the Bank average. Only drought and tsunami projects were rated above the average. One reason why drought projects received higher ratings than other disaster types was that such slow-onset disasters provided a bit more time to get the institutional framework right. These projects tended to take longer to implement as well, averaging almost seven years from approval to completion (see also Chapter 4), so there was more time for institutional capacity development (see Appendix C, figures C.6–C.8).

Emergency Recovery Loans

ERLs (described in box 2.1) were rated substantially higher than either the disaster portfolio or the overall Bank portfolio (figure 2.4). Only 4 of 59 completed ERLs were rated unsatisfactory on outcome, accounting for a 93 percent satisfactory outcome rate.

Comprehensive Multisector Projects and Other Subsets

Although only 12 in number, multisector projects were the best performers, followed by another subset of 9 social sector projects (including health projects). Of the larger subsets, the urban sector performed best, although the rural and transportation sectors, which contain the bulk of the portfolio, still performed well above the Bank average (see Appendix C, figure C.9).

Regions

There was a 22 percentage point difference between the best-performing Region (Middle East and North Africa), which was also the

smallest portfolio, and the worst (Africa), which was the largest. Out of 13 completed projects in the Middle East and North Africa Region, only one was rated unsatisfactory on outcome. All but the Africa Region performed above the Bank average (see Appendix C, figure C.10).

The Bank's capabilities in assisting countries with their response to natural disasters are apparent in the results of its projects. Not surprisingly, Bank-financed projects were best at restoring physical assets. In 115 completed projects, damaged infrastructure was successfully restored; in 28 projects, infrastructure reconstruction was not fully completed or not entirely successful (Appendix C, table C.2).

In addition, 86 projects had successful mitigation activities, while such activities were unsuccessful in 32 projects. Despite this ability to reconstruct infrastructure and provide some additional security to the population, 73 projects still recorded that a subsequent disaster lessened the project's impact (an additional 55 projects were not disaster responses but were also affected by disaster during implementation).

Based on limited experience with prevention activities, the Bank may not yet have learned enough about what activities are effective. Of the 21 projects wholly devoted to prevention, 8 have been completed and evaluated, with about 63 percent rated satisfactory. Of the eight, three were rated unsatisfactory on outcome and one was rated highly unsatisfactory. This is a very small sample from which to make judgments, but it seems to indicate an area that may require more Bank research.

Some of the negative results indicate the difficulty of addressing social issues in disaster projects (discussed in Chapter 5). Thirty-five projects successfully restored economic assets, and nine successfully restored social assets. However, in six projects, stakeholders and vulnerable groups were neglected, and target groups were missed in two projects.

Lessons Learned

The lessons from project-level evaluations of 303 completed disaster projects exhibit some

Box 2.1: What Are Emergency Recovery Loans?

An Emergency Recovery Loan (ERL) is a three-year lending instrument. It has several advantages over other Bank lending instruments: it allows for expedited processing from project initiation through Board approval, quick disbursement through a positive list of imports, and delay in meeting some safeguard and fiduciary requirements. It requires an ad-hoc advisory committee headed by the country director. The ERL also limits the use of conditionality.

persistent themes—the top 12 are listed in table 2.4. Because certain lessons keep coming up, it suggests that they are not being learned (IEG 2005c).

The growth in disaster-related lending in the late 1990s prompted the creation of a separate Bank unit to guide staff. Between fiscal years 1999 and 2005 the Disaster Management Facility, later the Hazard Management Unit (HMU), assisted Bank task managers with natural and technological disasters and helped provide a more strategic and rapid response. The status of this unit changed in 2005, as detailed below.

Bank management has recently adopted a distributed, decentralized approach to hazard risk management in the institution rather than retaining a specialized central unit. The current Hazard Risk Management Team of the Urban Unit serves as the anchor for the Hazard Risk Management Thematic Group, which consists of more than 100 Bank staff in the various organizational units with a particular interest in hazard risk management.⁸ Other international organizations have found it

useful to centralize the hazard risk management function (see box 2.2 and Appendix C, table C.3).

This arrangement handles emergencies unevenly, however. When a disaster strikes, the country teams that are the Bank's interface with the borrowers are unlikely to have the expertise needed and must call on others, either in the Hazard Risk Management Team or the Hazard Management Thematic Group, for technical assistance. The quality of the result is partly a function of who is around to answer the calls.

With the recent change, an important reserve capacity has been lost. Soon after it was founded, what was then the Disaster Management Facility became the secretariat for the ProVention program—making the team far more visible internationally. But when that program left the Bank, the team lost staff that could help in emergencies. Three people are too few to spread across the natural disasters that occur every year,

Table 2.4: A Dozen Lessons Learned from Natural Disaster Projects

Category	Times in database
Disaster management, preparedness, and mitigation need to be addressed	49
Simple and flexible procurement is fundamental to expeditious implementation	40
Lessons regarding Project Coordination Units (PCU) and/or working with existing agencies (pros and cons)	31
Maintenance is critical for sustainability	25
Simple project design is more important when activities to be implemented are urgent	25
Community participation produces several identifiable benefits	25
Trade-off between careful project preparation and quick action	21
Emergency projects need experienced staff during project preparation	19
Assure borrower ownership by involving the highest levels of government	17
Donor coordination: cofinancing is preferable to parallel financing	16
Reconstruction often requires careful assessments and long-term efforts that extend beyond the three-year implementation period for emergency operations	12
Studies need to be prepared before project approval	12

Source: IEG project database.

Box 2.2: Other Organizations Have Institutional Structures for Disaster Risk Management

The Asian Development Bank (ADB), the U.K. Department for International Development (DFID), Inter-American Development Bank (IDB), and UNDP have specialized units and/or decentralized disaster specialists that deal with disaster prevention, mitigation, and management.

For instance, UNDP's Disaster Reduction Unit (DRU) helps country offices set up and provide more effective responses for natural disaster reduction. The DRU is made up of 8 Geneva-based professionals, 4 Regional Disaster Reduction Advisors (lo-

cated in Bangkok, Nairobi, New Delhi, and Panama), and 20–24 National Disaster Reduction Advisors in highly disaster-prone countries. These senior officials act as permanent government counterparts, identify disaster risk management opportunities, and assist with relevant initiatives and oversee linkages with UNDP programs.

Similarly, the IDB has 36 disaster risk management focal points—26 individuals in the country offices, and 10 in key departments in headquarters.

and they are too few to be both the face of the Bank to the donor community and to serve the needs of countries affected by disaster, while also ensuring attention to long-term reduction of hazard risks in client countries and lending programs.


Overall, the perceptions of the HMU were positive among staff surveyed about the unit's relevance and effectiveness.⁹ Eight respondents (22 percent) stated that they had used the HMU in their projects (see Appendix D for details of the survey results). This number reflects the period under study: only 6 of the 20 years reviewed overlapped with the period in which the unit was in existence. Among the respondents who had used the HMU, the most helpful assistance was

seen as providing advice (7 respondents), providing project documentation or institutional memory (4 respondents), and maintaining a consultant database (2 respondents).

The task managers that used the HMU cited additional services the HMU could provide, including seed funds for supervision and increased staff availability for missions. Task managers were also asked to provide suggestions of how the services provided by the unit could be improved. Their requests were for more assistance in designing prevention policies, more training, the organization of a more active thematic group, the promotion of adjustments to the Bank's ERL guidelines, the inclusion of mitigation as a safeguard and the mainstreaming of mitigation in regular lending activities, and the promotion of the Bank's operational experience in conferences around the world.

Chapter 3: Evaluation Highlights

- Natural disasters are more predictable than commonly believed.
- Reallocations are concentrated in highly vulnerable countries.
- Disasters are rarely considered in PRSPs and CASs, even for highly vulnerable countries.
- Categorizing borrowing countries according to their vulnera-



Disasters and Bank Strategy

Vulnerability to disasters is largely dependent on development practices that do not take into account susceptibility to natural hazards.

Data available to the Bank on natural disasters have historically been vague and fragmented, constrained by a shortage of reliable sources in some countries, a relatively short history of data collection, and inconsistent methodologies.

Reports typically presented a static view of disasters, focusing on the number of people killed and affected and on estimated disaster damage. Disaster was rarely considered an ongoing development challenge. The lack of information, together with the perception that disasters are random and unpredictable, limited the Bank's strategic planning for them. Hence, the Bank had no overall strategy for disasters. But if disasters are predictable, then planning for them should be a normal part of development work.

The preceding chapter showed that some Bank borrowers frequently confront disasters brought on by natural events. Two recently completed studies on natural disaster risks confirm this pattern and dispel much of the uncertainty and unpredictability surrounding such events. An understanding of the main messages of these reports can broaden and deepen the understanding of the Bank and borrowers, and together with the results of this review, culminate in a significant shift in strategic thinking regarding recurrent natural disasters.

In February 2004, the United Nations Development Program (UNDP) report **Reducing Disaster Risk: A Challenge for Development** described the global trends in exposure, risk, and vulnerability to natural disasters. From an international development perspective, the report was significant for two reasons. First, it featured a disaster risk index (DRI), which measured and compared physical exposure levels to four natural hazard types,² vulnerability, and risk among some 200 countries. Second, the report identified signs of vulnerability associated with development activities under way that could lead to higher disaster risk.³ The statistical approach of the report allowed the UNDP to draw comparisons between a particular country's vulnerabilities and the different natural hazards.

Natural Disaster Hotspots: A Global Risk Analysis (World Bank 2005) identified countries prone to experiencing a high frequency of natural disasters according to single or multiple disaster variables. The

ProVention study on which it was based presented a set of data on the risks of mortality and economic losses associated with six major natural disaster types⁴ and determined the prevalence of natural disasters using a common geospatial unit of reference in all countries. In addition, the report ranked countries in terms of highest risk potential in order to influence risk mitigation investments and to better inform the Bank on how to manage its future emergency lending. The remainder of this chapter incorporates the analysis detailed in the **Natural Disaster Hotspots** report.

Both studies identify areas likely to be affected by severe events and then determine where disastrous impacts are likely to occur because of the risks attached to the density of human occupation. At some point in any analysis of vulnerability, the event needs to be uncoupled from human actions, at least until risks are understood as distinct from being inherent in the event itself. Such thinking should be the foundation for any strategic approach to disaster assistance.

A significant number of the Bank's disaster loans and credits can be characterized as ad hoc responses to what all involved parties considered unforeseeable acts of nature. Yet it is only necessary to look at which countries have borrowed the most for disasters in the past (table 2.2) to know with considerable certainty which ones will borrow the most in the future.

Most natural disasters are **foreseeable** to the extent that it is possible to predict generally where an event is likely to occur at some time in the near future (but not precisely when or its magnitude). It is also possible to know the fragility of the built environment and the likelihood that the siting of a given human settlement will expose it to potentially destructive natural events. Therefore, disasters should be anticipated as more predictable events, with human and financial risks calculated in advance, and Bank

policy and practices need to provide a supportive framework for such an approach.⁵

In terms of strategic thinking and policy formulation, the Bank can go beyond acknowledging the general existence of natural disasters and identify with relative precision the geographic “hotspots”—the countries most vulnerable to natural disasters—anticipate the foreseeable human and economic risks, and then encourage borrowing targeted at reducing risks, in line with these calculations, ahead of the disaster event.

Based on the list of hotspot countries in **Natural Disaster Hotspots**, 50 of the Bank's borrowers are at relatively high risk from two or more hazards; 47 of these actually borrowed during the period analyzed. Though these countries received 46 percent of all Bank lending projects, they accounted for 56 percent of the natural disaster projects and 62 percent of the reallocated project loans.

The countries that experience extreme events with the greatest frequency, therefore, also experience the most interruptions to non-disaster lending, which can increase the impact of disaster and impede their overall development (box 3.1). Because many reallocations occur in these countries, it also suggests that neither the Bank nor its borrowers are planning sufficiently for potential disasters in the places they are most likely to occur. This is borne out by analysis of disaster planning in the two main strategy documents used by the Bank and its borrowers: Country Assistance Strategies (CASs) and Poverty Reduction Strategy Papers (PRSPs).

The PRSP is a product of borrowing country governments that is intended to improve the poverty impact of external partner lending and the effectiveness of technical advice. Given the effect major and recurrent disasters can have on the life of the poor, disaster mitigation and prevention might be expected to be featured in these documents, especially in highly vulnerable countries.

Instead, of the 59 PRSPs⁶ prepared to date, only 9 have incorporated aspects of hazard risk management.⁷ Of those 9, only 3—Honduras, Nicaragua, and Vietnam—are highly vulnerable

countries (see Appendix E, table E.2a). This suggests that not only is hazard risk management rarely addressed in PRSPs, but that the PRSPs that do address it tend not to be in countries with a relatively high economic risk from multiple hazards.

Since the CAS is a planning document, evidence that the country and Bank have given some thought to disaster prevention might also be expected in that strategy. Often, however,

Box 3.2: To What Extent Do CASs Develop Disaster-Specific Strategies Appropriate to Prevailing Hazards?

Of the 43 countries that have received Bank financing for flooding, only 4 CASs mentioned either the development of an early warning system or land use planning. Only three mentioned development of a disaster-appropriate legal framework.

Of the 13 countries with earthquake projects, only 3 CASs mentioned seismic strengthening of critical facilities such as hospitals, schools, and the like. In El Salvador, for example, seismic-resistant design and the reconstruction of 594 destroyed or severely damaged schools was envisaged in the CAS.

Of the 27 countries affected by drought, 8 of the CASs mentioned food security or removing drought-related impediments to growth in agriculture. Strengthening the safety net was discussed in seven. Targeting of interventions for orphans and vulnerable persons was addressed in four CASs, and one CAS mentioned creation of off-farm income opportunities.

Source: IEG data.

Bank support for disaster work clearly reflects the importance of including this topic in strategy documents. IEG research also found that including disaster in the CAS affected its inclusion in projects prepared under the CAS. The average number of Bank-supported projects for highly vulnerable countries that mention disaster in their CAS is 7.9. In contrast, the average number for the highly vulnerable countries that do not mention disasters in their

CASs is only 2.4. Not taking disaster into account in the CAS has an opportunity cost in that it may lead to significant under-investment in risk management and prevention.

When formulating country lending programs, the Bank needs to elevate the importance of disasters, especially for highly vulnerable countries. To do this efficiently, borrowing countries would have to be divided into categories according to their disaster risk levels.⁸

Using the list of hotspot countries in the **Natural Disaster Hotspots** study as a starting point, 35 countries have a high vulnerability, because 50 percent or more of their GDP is classed as being at risk from natural disasters in the report. Fifteen countries have a medium vulnerability to natural disasters because natural disasters could place between 30 and 50 percent of their GDP at risk. The remaining borrowing countries have been classed as having a low vulnerability level, because natural disasters are a relatively small risk.

Based on a working hypothesis of a country's level of vulnerability—and subsequent events can and will change understanding and improve the accuracy of any categorization scheme—the Bank needs to develop and adopt specific plans of action. For example, countries of all vulnerability levels would consider disaster risks systematically along with their consideration of macroeconomic and other threats in the risks identification section of relevant Bank documents.

For countries with medium and high vulnerability levels, both disaster-related and regular lending for infrastructure, technical assistance,

Table 3.2: Natural Disaster Risk Can Be Mainstreamed in the Bank's Lending

Vulnerability level	Disaster-contingent line of credit in CAS lending program	Bank loans to incorporate disaster-resilient designs and/or environmental restoration	Bank documents to consider disaster risks
High (>50% of GDP)	X	X	X
Medium (30–50% of GDP)		X	X
Low (<30% of GDP)			X


and institutional development would include disaster preparedness and mitigation. Projects financed by the Bank would incorporate disaster-resilient design considerations into infrastructure and housing activities, in the regions of each country most at risk, and nationwide when appropriate.

For highly vulnerable countries, the Bank

would emphasize disaster preparedness and mitigation in each country's CAS and set aside a certain portion of the CAS lending program for a disaster contingency. If the designated amount was not used for emergency-related activities during a particular CAS period, it would be rolled over into the new CAS lending program, rather than disappearing.

Chapter 4: Evaluation Highlights

- The Bank has responded flexibly with a wide variety of activities.
- Without advance preparation, doing things in order of priority can be difficult.
- When activities are done and how long they take to complete are at least as important as what activities are done.
- A quick reaction may not lead to the most relevant response.
- Many important activities require long implementation times.
- Most activities financed by the Bank take more than three years to complete.
- Of 59 completed ERLs, only 10 have had follow-on projects.
- Existing lending mechanisms do not significantly accelerate project processing and usually do not expedite the disbursement of funds.
- More recent projects are, on average, slower than those of a few years ago.
- Three-quarters of disaster assessments have led to an ERL.



Relevance of Bank Assistance

Where does the World Bank fit in the scheme of things as borrowers respond to natural disasters and prepare for recovery and reconstruction? The external Web site states its role succinctly: “The

building a measure of flexibility into planned actions.

In the dynamic circumstances following a natural disaster it can be difficult to do activities in order of priority. Several government officials interviewed during field visits made the point that readiness to implement too often outweighed the priority of the activity. This meant that some immediately relevant critical activities that required a plan (such as rehabilitation of public markets or housing for the poor) were put off until one could be prepared, while other activities not requiring a plan (such as repaving urban streets) were started sooner than necessary, diverting attention from the more critical activities. With a longer-term view of disaster risks, countries might recognize that getting the priorities right would require a level of advance planning by government ministries, as well as through institutions specifically focused on disaster risk management.

Over the past 20 years, Bank financing has supported 60 distinct types of activities in response to disasters, exhibiting a high level of innovation and flexibility. Projects contained anywhere from one activity type to 22, but generally projects have been designed to provide solutions specific to the unique situation presented by each event, taking

into account geographic, cultural, and social factors, as well as hazard risks (see Appendix F, figure F.1). Table 4.1, which lists the 10 most frequent activities, shows that many projects have pursued activities related to reduction of vulnerability (such as those related to disaster management and to public awareness).

Timeliness is also extremely important—when an activity is done and how long it takes to complete are at least as important as what activities are undertaken. In the case of an earthquake, food is needed immediately post-disaster and not later. If it arrives later, it can actually detract from the sales of food harvested (and/or salvaged) in the interim (Jackson 1982). As droughts become increasingly serious, there is a time when the poor consume seed stocks and sell off domestic animals. Considering this, interventions that lead to speedy recovery need to begin before the next year's crops are consumed and draught animals are gone.

The same principle applies to Bank activities. For example, if balance of payment finance is to do any good, it must be disbursed quickly enough in the year following the event to cover the cost of imports needed for reconstruction, and not those unrelated to reconstruction. India, Madagascar, Mozambique, and Turkey used balance of payment lending for petroleum imports. In the following year, however, petroleum imports declined sharply, which suggests that the balance of payment loan may have led to an over-purchase of those products.²

The activity most frequently pursued—provision of supplies and equipment—may be of dubious relevance. Specialized equipment purchased through a loan needs to be used effectively and efficiently. Accomplishing this may require additional investment by the borrower (see box 4.1)—investment that may not be forthcoming or may lose out to other development priorities once the most pressing needs have been met.

For emergency shelter to do any good at all, it should be erected only after victims have been assisted as far as possible to provide themselves with shelter close to where their homes used to stand (or, as often happens, have permanently resettled elsewhere). Of course, relevance also

Table 4.1: The 10 Most Frequently Pursued Activities

Activity	Number of projects
Provision of supplies and equipment	88
Rehabilitation of road infrastructure	77
Rehabilitation of flood control infrastructure	53
Studies and research on disaster management	43
Institutional development for disaster management	43
Fire prevention activities	43
Early warning and public awareness campaigns	39
(Re)Development of education facilities	38
Planning for disaster management	37
Rehabilitation of irrigation and drainage	37

Source: IEG data.

Box 4.1: Equipment Acquisition Can Be Particularly Problematic

Equipment acquisition requires careful planning to ensure its productive use. Technical assistance provided under emergency projects may persuade public officials to invest in modern equipment for early warning, improved communication, and emergency supplies and equipment for police, firefighters, and other first responders.

However, project experience has demonstrated a strong tendency for the devices to be bought but not installed. In other cases, equipment was installed or supplies warehoused, but no budget was made available for the people who were supposed to use it.

In some cases, large databases of geographic information have been established to provide information on different types of hazards, areas especially vulnerable to disasters, and available relief material, but they have not been regularly updated. In the Maharashtra Emergency Earthquake Project, data on disaster vulnerability was collected, but the government then classified it top secret, and it was not shared with the officials in charge of disaster management.

requires that they only be constructed in areas that experience severe winters, and early enough to be useful—otherwise it represents a waste of scarce resources.

The importance of timeliness is reflected in project performance. Of completed projects for which the time between approval and effectiveness was below the median (half the portfolio), 86 percent had satisfactory outcome ratings. For those above the median only 67 percent were rated satisfactory. Therefore, for projects experiencing difficulty in meeting effectiveness requirements, the performance was lower compared with those able to make a speedy first disbursement.

The funding mechanism used and the approach chosen depend on whether the intent is to finance an immediate response to urgent need, a medium-term response to assist recovery and reconstruction, or a long-term response for reconstruction and mitigation. As will be seen, however, this is not always the case. There is a general pattern, but there are exceptions. Each circumstance is worth considering separately.

Countries affected by natural disasters often request quick assistance to replace lost capital and to prevent cascading negative economic effects from growing and multiplying. To help with this, the Inter-American Development Bank has established an Emergency Reconstruction

Facility that permits the commitment of up to \$20 million “in the first hours after the disaster takes place.”

The World Bank has nothing similar. Instead, it has relied on reallocations to fill this expressed need. Unfortunately, the documentation for reallocations is so incomplete that it has not been possible to determine the activities and uses of reallocated funds. Based on experience, however, the Bank has sometimes been pressed into ill-considered responses during the early part of a natural disaster response (box 4.2).

Reallocations are highly relevant where the relevance of the original project is reduced by disaster. Furthermore, those funds often keep their broad sector dedication. For example, funds originally intended for school improvement have been reallocated to school reconstruction after a hurricane or volcanic eruption had destroyed schools (the 1995 Honduras Basic Education Project, the 1995 Nicaragua Basic Education Project, and the 1993 Papua New Guinea Education Development Project). In other cases, projects have had slow-disbursing components that, in an emergency, can be formally reallocated to reconstruction purposes

Box 4.2: A Sense of Urgency Can Lead to a Wasteful Response

Zimbabwe experienced its worst drought of the century during the 1991/92 growing season. The Bank responded with an ERL supplemented by reallocations from three ongoing loans—a total of \$37 million.

The project was to be implemented by established units in several ministries. However, their capacity was insufficient to handle the extra volume of work. Procurement planning, for example, should have started at the earliest opportunity, but only began after credit effectiveness was declared.

The results were mixed. Relief goods such as foodstuffs were quickly imported, but the recovery was marred by delays in the emergency water program and underachievement of targets for agricultural recovery. Only limited institutional capacity was created to assist with future drought management, and proposed policy and organizational improvements were not carried out. In the end, more foreign exchange was made available than could be readily absorbed—\$23.5 million of the IDA credit was canceled and hardly any reallocated funds were used.

Source: IEG project database.

without regard to sector (such as Bolivia 1998, Vietnam 1995, and Mexico 1993).

For some countries, however, reallocation is not an option. Small island states and small countries with fragile economic and political systems³ often have few ongoing loans to reallocate, and even if they do, they are small relative to the assistance required. These borrowers are limited to requesting new lending from the Bank, which takes time to process and adds to their overall debt.

An alternative to reallocation in some cases has been the redirection of a social fund, which by its nature is multisectoral and intended to respond to community needs. In Honduras and Nicaragua, following Hurricane Mitch, social funds were an important part of the Bank's early response, transforming themselves overnight from centralized social investment funds into nimble rehabilitation and reconstruction agencies. Such redirections can provide critical support to the poor in affected communities, but they ultimately do little to address the problems faced by the government. More recent

alternatives to reallocation show some promise for meeting immediate needs, but their value remains to be seen.

In the short to medium term, countries typically request assistance such as budget support, technical assistance for reconstruction planning, rapid reconstruction of transport infrastructure essential to international trade, and the provision of equipment and supplies. The Bank now customarily provides such support through ERLs.

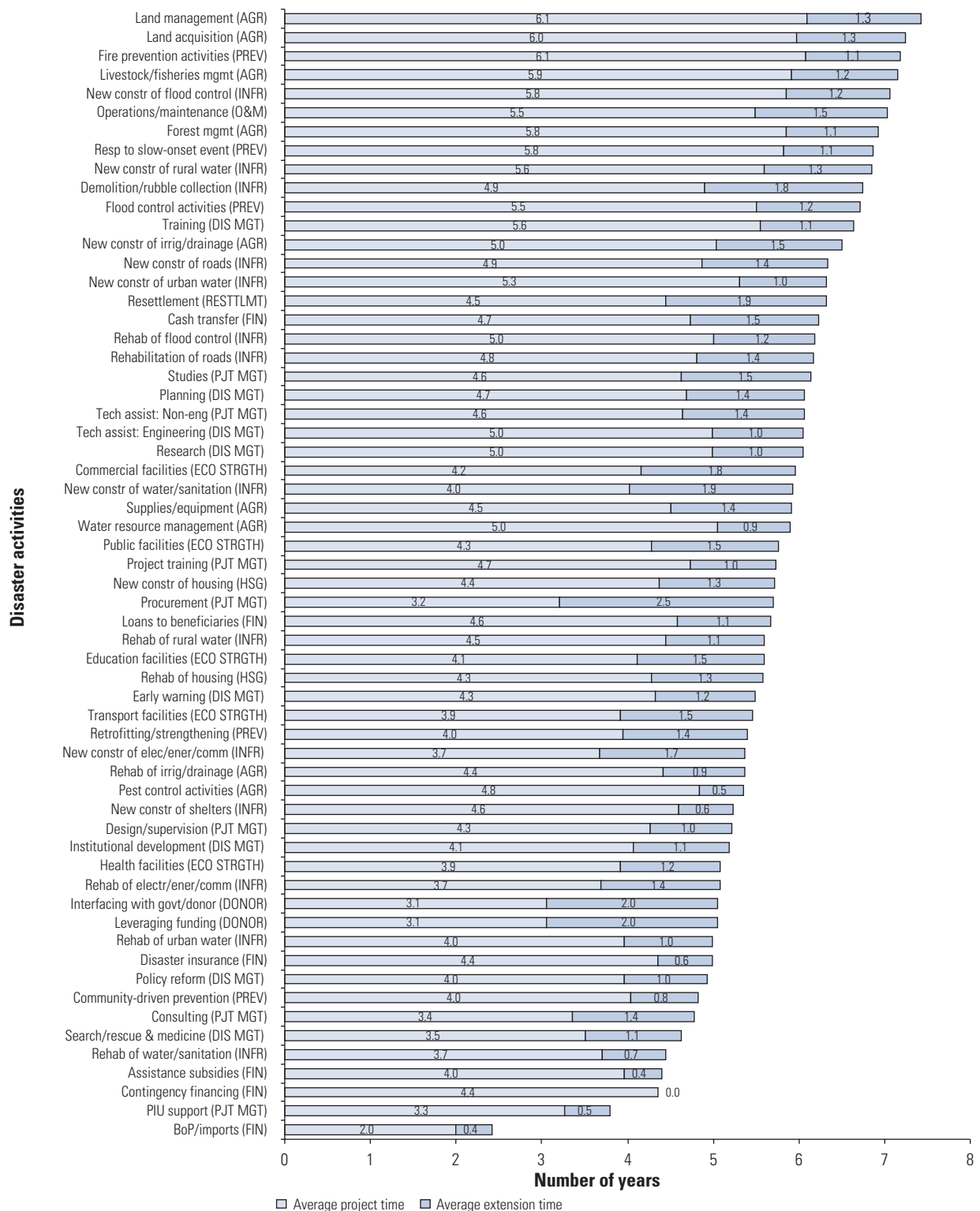
Balance of payment support is intended to be a quick-disbursing activity that meets the most pressing financial needs of affected countries. Designed to provide quick inputs to stabilize macroeconomic conditions and facilitate recovery following a calamity, this kind of support is not very common; only 15 loans have been made for balance of payment support following natural disasters.

Despite its emphasis on the rapid disbursement of funds, balance of payment support took an average of about 7 months (214 days) to reach effectiveness and 2.4 years (860 days) to reach closing. It thus did not meet institutional intentions that it be an effective means of providing quick transfer of resources to affected countries.⁴ As one task manager who implemented this type of support noted, "I am very skeptical about disaster relief/emergency projects going through the budget in most countries. In [reference to country deleted] we were supposed to finance reconstruction through the budget,

which never happened and, in the end, the emergency project had neither a positive balance of payment nor reconstruction impact.”

Ideally, the Bank tries to separate activities that benefit from a nearly immediate start-up and those where there is a need to plan more slowly for medium-term recovery and mitigation. OP 8.50 and Bank Procedure (BP) 8.50 call for consolidating project preparation activities, expediting processing procedures, and disbursing resources rapidly. Disaster projects are

Figure 4.1: Average Implementation and Extension Times for Projects Containing Disaster Activities: All Disaster Projects



Source: IEG data.

Note: Each bar represents the average actual implementation time of all projects with a given activity.

age infrastructure took 1.5 years longer than planned, and demolition took 1.8 years longer. Overall, of 303 completed projects, 28 percent were completed when they were expected. The rest ranged between 18 days and five-and-a-half years late. Of ERLs, 42 percent were completed in the timeframe originally anticipated, though estimated times often exceeded the policy requirement.⁵

The Bank's standard lending instruments generally are well suited to efforts that reduce vulnerability through new or rehabilitated infrastructure (shelters, early warning systems, flood control works) or through developing the capacity to manage disaster risks. As figure 4.1 shows, such activities take longer than three years on average, and the time needed to implement them usually is underestimated by a year or more. Some ERLs have overreached by trying to cover such activities. Yet if such activities are left out of the ERL with the expectation that additional borrowing will follow, those activities may never be undertaken. ERLs have been followed up with normal disaster investment projects only 17 percent of the time. Of 59 completed ERL projects, only 10 have had follow-on projects that took place within three years after they closed (with activities related to either reconstruction or prevention).

For most low-income countries that have not faced a disaster recently, reducing vulnerability to disasters is just another of their many development priorities, and for those that have experienced disasters recently, vulnerability reduction quickly falls off the development agenda as governments turn their attention elsewhere. As seen in Chapter 3, disaster risks do not make it into the CAS or PRSP as often as country exposure to such risks would seem to warrant. When a CAS does discuss natural disasters, it is likely to discuss activities related to vulnerability reduction (such as strengthening disaster management, long-term planning, early warning systems; see Appendix E, table E.1).

When vulnerability is addressed, it can take a long time, but it can have a lasting impact on poverty (box 4.3). It can also represent significant savings.

Insurance that covers disaster damage is an important part of vulnerability reduction in most developed countries, but it is rare in developing countries. While about half of the costs of natural disasters are covered by insurance in the United States, less than 2 percent of the costs are covered in the developing world. The study

Box 4.3: Reducing Vulnerability May Also Reduce Poverty

The Small Rural Operations (SROs) Project in Niger adopted a development approach to reducing drought vulnerability based on transfer of responsibility to beneficiaries. By intensifying off-season crop production through widespread use of existing simple, low-cost technologies, the project generated rural income and helped mitigate food shortages.

The project took 11 years to implement (1988–98). It contributed to the financing of 88 SROs in off-season production of horticultural products and fruit trees, soil conservation, smallholder fish production, stock-raising, and animal husbandry. About 35,000

rural farmers benefited directly from these income-generating activities. A strong impact on the incomes of the farm families arose from higher cropping intensities, cultivation of higher-value crops, and diversification toward non-crop activities.

The project's impact on food security and poverty reduction has been positive in much of the project area, which has a chronic food deficit and where other donors are noticeably absent. The impact on the welfare of women beneficiaries, who dominate the project's horticultural marketing and food processing activities, has been significant.

Source: IEG project database.

database shows that the Bank has supported activities focused on laying off risk in 10 projects (see Appendix F, table F.3). These have included catastrophe bonds, index-based insurance, catastrophe models to facilitate coverage, work through microfinance institutions, contingency lines of credit, and the creation of a catastrophe insurance pool.

The limited experience has seen some success and encountered a number of difficulties. Perhaps the most successful of these experiments was the catastrophe insurance pool developed for Turkey following the Marmara earthquake, but the long-term success of that experiment is not yet assured (box 4.4). Among the difficulties that need to be faced is getting people to understand how insurance works and the benefits of paying into it. There also are good reasons that

insurance coverage may not be available. In many developing countries, for example, the cost of hedging against risks exceeds the cost of simply paying for damages when they arise. This is an issue the Bank will need to address in future attempts to put insurance schemes in place.

Disaster projects are prepared and implemented under difficult working conditions. They may have to overcome shortages of critical materials, severed transportation links, and weak capacity or capacity loss due to disaster damage. Under such circumstances a quick response is difficult, but essential, to achieve. Based on analysis of the 528 projects examined, the Bank does not appear to have increased its response time by using ERLs.

The average amount of time that elapsed between an emergency event and the presentation of a loan or credit to the Bank's Board of Executive Directors (figure 4.2) was 6.7 months (201 days). When disaggregated, the difference between ERLs and disaster projects that use other instruments was small. The non-ERL

In order to extend liquidity to homeowners, reduce government liability, and lessen dependence on foreign donors in the event of future disasters, Turkey launched a disaster insurance scheme in September 2000. The scheme, which will cover \$1 billion in damages in the event of a disaster, was launched in a timely fashion, and soon had more than tripled the level of insurance penetration for eat0.012d24 Tce(T7-(th proje anvoust of simply)TJT0.0049 Tial, tdonsevent aidvis level of iar)ketance poo3333ment

disaster projects were found to have an average of 7 months (209 days) pass before they received Board approval. For ERLs, the preparation time averaged 6.6 months (198 days)—just 11 days less than projects that used other instruments.

The projects in the Bank's disaster portfolio⁶ required an average of seven months (208 days) to reach the effectiveness date, the first day on which a borrower is eligible to withdraw against an

6.1 years (2,230 days).¹⁰ Even for ERL projects,¹¹ which are designed to meet the most urgent needs of a country following a disaster, the average implementation time was 3.9 years (1,433 days).

Projected and actual implementation times indicate that the Bank consistently underestimates the time required to complete disaster-related projects. For the 303 completed projects, the implementation time was extended by an average of 1.2 years (433 days), or about 20 percent. In addition, two-thirds of all ERL projects were not at all quick—they were extended an average of 1.2 years (448 days), representing a 33 percent increase above the policy requirement of three years.

Is implementation time a function of the activities undertaken rather than the type of lending instrument chosen? The time needed to complete a disaster project has varied significantly according to the mix of the disaster activities (Appendix F, box F.1 describes the range of objectives in the projects examined). The implementation time of those activities ranged from almost 2.5 years to 7.5 years. Despite the various permutations, each area of activity corresponded to average project completion

Box 4.5: Damage Sustained Is a Function of a Community's Level of Vulnerability

"Strictly speaking, there are no such things as natural disasters, but there are natural hazards. A disaster is the result of a hazard's impact on the society. So the effects of a disaster are determined by the extent of a community's vulnerability to the hazard (or conversely, its ability, or capacity to cope with it). This vulnerability is not natural, but the result of an entire range of constantly changing physical, social, economic, cultural, political, and even psychological factors that shape people's lives and create the environments in which they live. 'Natural' disasters are nature's judgment on what humans have wrought."

Source: Asian Disaster Reduction Center (ADRC) http://www.adrc.or.jp/LWR/LWR_abridged/definitions.pdf

times, which showed significant variation between activity types over a five-year range.

At the project level, there has been some degree of success in reducing vulnerabilities—by building safe housing for victims, supporting proper watershed maintenance, building retaining walls, relocating people out of dangerous zones, and funding monitoring and warning systems—but the general social and economic situation of a country can exacerbate vulnerabil-

Box 4.6: Reducing Vulnerability Takes Time

The Loess Plateau Project is a best practice example of how vulnerability to flooding can be reduced by reversing severe environmental degradation. The agricultural project, focused on a highly eroded region of China, took eight years, but raised production and family income for poor farmers.

Numerous small check dams were built to intercept runoff and eliminate destructive flash floods. Severely sloping lands were planted with trees, shrubs, and grasses to stabilize the land and produce fuel, timber, and fodder. Gullies were controlled and converted into first-class crop lands. By building terraces, using

contour ditches and stone barriers, the farmers were able to reduce sediment inflows to the Yellow River.

In order to achieve this kind of success the project had to be designed in close consultation with those villages with the right to cultivate the land. Measures that would work had to be identified, and the means to best communicate them to stakeholders had to be developed. Finally, the first efforts had to be successful to demonstrate to potential adopters that the improved practices could have a significant impact on poverty.

Source: IEG project database.

ity levels across the board. This sort of vulnerability will not be reduced substantially within the scope of a single ERL.

Bankwide experience has shown that while a quick response to natural disaster is important, it is equally important to identify local vulnerabilities and determine how to reduce them in ways that lead to durable solutions. While extreme events will always wreak some damage, sustainable development can limit the extent to which this occurs (box 4.5).

With increasing frequency, the Bank has helped borrowers to assess disaster damages and to develop a recovery strategy. Based on the analysis in this chapter, it might be expected that the variability in the nature of the damage encountered and the type of activities required to address long-term vulnerability would lead identification missions to identify root causes that in many cases could only be properly addressed by a careful appraisal and a standard investment loan.

Addressing root causes makes economic sense; over the course of 40 years, China has invested \$3.15 billion in flood control measures, avoiding what is believed to be potential losses amounting to \$12 billion (Benson 1997). Yet almost three-quarters of all the disaster assessments (23 out of 32) in which the Bank was involved led to the abbreviated preparation and more rapid response of an ERL. Such loans enable the Bank to respond more quickly to a disaster, but rarely address dangerous practices such as farming on steep hillsides without proper watershed maintenance and neighborhoods

located in landslide and flood-prone areas (box 4.6). In general, sustainable and significant reduction of vulnerability cannot realistically be attained in the three years allotted to an ERL.

Their short timeframe notwithstanding, as noted in Chapter 2, the Bank's emergency projects perform well, surpassing the outcome ratings of the overall Bank portfolio. However, if the three-year time constraint is allowed to drive implementation, projects financed with ERLs may leave too much undone. It is preferable that activities financed by the Bank contribute directly to the speedy resumption of the development process and the protection of the most vulnerable segments of society.

What the Bank can bring to the immediate response to disaster is its knowledge of international experience and a commitment to participate in the evolving donor dialogue regarding the nature of the overall program to rebuild and the scale of the Bank's likely contribution to that effort. As part of this process, the Bank can also more consistently and effectively support comprehensive damage and needs assessment activities, which set in motion processes that increase local capacities and reduce vulnerabilities, and which in turn will help to set the recovery framework (see box 4.7).

Box 4.7: Damage Assessments Are Useful But Have Some Shortcomings

The Bank has participated in damage assessment in 32 projects since 1984 and its involvement has increased (half of the assessments have taken place since 1998). Assessments, at least for the most recent disasters, are generally a cooperative effort of the government, the Bank, and other donors. Joint assessments facilitate donor coordination by helping to divide reconstruction tasks early on.

In current best practice, successful damage assessments are quick, detailed, focused, and updated as the situation unfolds, and not abandoned after the initial effort. They are performed by a multisector team, and they involve affected people and institutions. They can be used to:

- More effectively design reconstruction projects by facilitating efficient donor coordination and promoting a consensus decision-making process.
- Measure the impact of disasters in monetary terms, and estimate the disaster's effect on economic flows and on the capacity for reconstruction and need for international cooperation.
- Determine social and physical reconstruction needs, identifying key sectors in need of assistance, thereby targeting the response and helping the country start reconstruction expeditiously.

Source: IEG project database.

- Identify economic policy changes called for following a disaster.
- Reduce vulnerability.
- Solicit donor funds.

Past assessments have had several shortcomings:

- They generally have not been updated as more accurate information comes in.
- Country and social context and the differential effects of disaster on vulnerable groups have received little attention.
- They have focused on needs without considering capacities.

Surveyed Bank staff report needing guidance with damage assessment. Almost half that had not used the Hazard Management Unit stated that the kind of support they would need from such a unit would be in damage and needs assessment.

As the Bank has performed damage assessment in such a small percentage of the projects in the study database (6 percent), and each disaster context calls for a tailored solution, giving guidance for damage assessments in the Good Practice section of the policy may be preferable to mandating it in the OP.

Chapter 5: Evaluation Highlights

- An immediate response that ignores local power structures, social groups, and differences in vulnerability can make recovery more difficult.
- Participation by local leaders and communities can help ensure an effective recovery.



Social Dimensions of Disaster

“Natural” disasters are nature’s judgment on what humans have wrought.

Natural disasters destroy more than lives and infrastructure—they violently and suddenly rip apart social interaction patterns and cohesiveness. Recovering from a disaster, then, requires more than burying the dead, caring for the injured, and rebuilding structures.

It must also ensure that social structures knit together. This is a substantial challenge, and one that is rarely addressed with great success by any of the many institutions that respond to disasters, in large part because the character of the initial response may make doing so more difficult.

Disaster responses resemble military operations in their heavy reliance on command-and-control systems that historically have been effective in making a chaotic situation more manageable. With such an approach, however, there is little room for participation. The sense of urgency when lives are at stake works against such a process, which takes time to implement. The perceived need for haste also makes it easier to take shortcuts to solving problems. Local power structures may be sidelined rather than engaged. People and institutions that might help rebuild affected communities may be left out of the relief response, often because the responding institutions have limited knowledge of the communities affected by the disaster.

An immediate response that ignores local power structures, social groups, and differences in vulnerability risks makes recovery more

difficult by undercutting the very factors that helped create social cohesion in the first place. And when the pressures of the response are allowed to carry over to the later stages of rebuilding and mitigation, too little may be done to ensure that the social and livelihoods needs of the affected populations are considered. It may also leave the poor and other vulnerable groups even more disadvantaged than they were before the disaster.

IEG examined several issues with social development dimensions: poverty reduction, gender-specific impacts, shelter, and housing. Underlying all of these issues, however, is the larger concern about the inadequacy of participation in the response to natural disasters.

Documents for 241 of the 528 projects in the IEG database mentioned some form of participation. However, this covers a wide range of participatory activities. More notable, perhaps, is that only 50 mentioned **beneficiary** participation at the design stage, and 82 at the implementation stage.² A forthcoming report from

ProVention (**Natural Disasters: Lessons from the Brink**) considered Bank experience in five of the same countries³ examined by this study and found “low levels of public participation in the planning, design, and in many cases implementation of recovery activities is a common and worrying theme across the case studies.”

Project evaluations fairly consistently raise community participation as an issue of importance. Twenty-five evaluations identified lessons having to do with community participation. Ten attributed enhanced sustainability of benefits to participation, eight declared that participation is essential for overall project success, and six found that participation enhances ownership of infrastructure. While 2 evaluations made the point that communities should be involved at the earliest stage possible during project planning, 12 argued that community participation is essential at all stages of the project cycle. They advocated that communities should participate in planning, designing, implementing, managing, supervising, maintaining, and (sometimes) financing a project.

Efforts to restore livelihoods may founder because of inadequate beneficiary participation. Following the Gujarat earthquake, the borrower’s priority was to provide housing for earthquake victims, and the restoration of the damaged public markets in the center of Bhuj was postponed until the completion of long-term urban planning. While urban roads were widened and dead-end streets connected, reconstruction was moving quickly outside the city center. Shopkeepers and vendors could not wait for the project to attend their needs: they moved to the periphery where new markets sprang up spontaneously. Three years after the earthquake, the city commercial center still had not recovered. Following the Maharashtra earthquake, public markets grew up spontaneously in several towns

because the location and space provided had not been adequate.

In a number of projects, activities that were central to the restoration the local economy did not take stakeholder views into account, with unfortunate results. In Gujarat, weavers that lost their looms in the earthquake were provided with new ones, but they were not of the type traditionally used in the region. Field visits to other countries noted inappropriate responses to the needs of businesses. Commercial centers were built without clarifying rights and obligations regarding occupancy, maintenance, utility fees, and the like. Similarly, the commercial spaces provided did not take into account the activity of the entrepreneurs—tire and auto repair shops were given second-floor units, and newspaper and magazine stores were placed in interior locations with little foot traffic.

The benefits of participation were demonstrated in the 1993 Argentina Flood Rehabilitation Project. Beneficiaries were involved in all stages of the project. The interaction between beneficiaries and the local authorities resulted in the timely availability of construction materials and the accommodation of local customs in the architectural design of new houses. Staff observed that this created ownership among beneficiaries and increased maintenance.

Beneficiary participation is especially important when it comes to shelter and housing, because the nature of the place where people live has significant impact on their feeling of security, and hence on their ability to rebuild community.

The publication “Doing More for Those Made Homeless by Natural Disasters” (Gilbert 2001) stresses that emergency efforts to help the homeless should avoid undermining good housing sector policies, and seek to incorporate best practice prescriptions of such policies whenever possible. Emergency shelter and housing reconstruction efforts should always embody the Bank’s priority concern with benefiting the poor by providing priority assistance to those unable to afford it by other means. Reconstruction projects commonly

rebuild apartment buildings and commercial areas without specifying clearly who will manage and maintain them. Worse, they may leave vulnerable groups even more disadvantaged than they were before the disaster.

Several approaches to shelter have been taken in the emergency context—building emergency shelters, relocating victims to safer areas, and facilitating self-help construction of temporary shelter while simultaneously preparing to house the homeless with housing reconstruction components (see Appendix H for a more detailed analysis of housing and

Consider the social context when providing sites and services

The approach of providing beneficiaries with a “wet core” of plumbing in cooking and bathroom facilities and having them invest in building up around that start has had mixed success. This is, in part, because without a place to sleep, beneficiary families find it difficult to move to the site. In El Salvador, following the October 1986 earthquake, the sites and services aspect of the project met with poor initial acceptance and was never built. The sites and services component of the Popayan, Colombia project met with considerable success, however. The project’s infrastructure components, which carefully targeted poor households, had a lasting positive impact on urban development.

Provide incentives to complete rural housing

Funding for disaster-resilient rural housing has worked on an incremental “you finish one stage and you will get money for the next” basis. Such an approach was successful in Turkey and India, for example.

Over the past 20 years, people rendered homeless by natural disasters or living on at-risk land were relocated in 30 projects, with varying levels of success. In 20 cases, people were relocated to a safer area. In seven cases (all earthquake-related), a lack of technical expertise coupled with victims’ anxieties and opportunism led to a suboptimal result, and in four cases the area that disaster victims vacated received a higher-value use once they were gone.

In almost all cases, the vulnerability of the relocated families in these projects was reduced, if for no other reason than that they moved into more disaster-resilient houses. However, in 24 cases relocation sites were quite distant from the original settlements, and commercial transport costs were therefore involved.

In 7 of the 30 projects,

resettled people moved back to their former location, either to go back to where their roots were, or to cash in their benefits by selling their new home and moving back to the hazardous area. In one case (Brazil 1988), new squatters settled into areas vacated by disaster victims. In some cases, project planners have designed ways to discourage people from moving back by creating parks and recreation areas in the vulnerable area (Honduras 2000), or having families sign contracts confirming that they would live in their new homes, which they built in self-help, for at least five years (Argentina 1993).

A well-known drawback to relocation is the difficulty of preserving social networks in the process. Of the 30 projects reviewed, only one successfully preserved social networks. This confirms the pattern identified by **Putting Social Development to Work for the Poor: An OED Review of World Bank Activities** (IEG 2005g). In one project examined by the natural disaster study, focus groups reported that the major reason beneficiaries had not moved to the assigned house was that they did not want to leave their original neighborhood. The Beneficiary Analysis performed by the project reports: “Beneficiaries reported a strong preference for rebuilding their own damaged houses, rather than moving to the assigned houses in new neighborhoods. Moving meant dissolving social networks that often had generations of history.”

Use urban reconstruction to enhance cultural or historic districts

After the Lijiang earthquake in China, high-rise apartment complexes were torn down and single family houses in a traditional style reconstructed. This helped Lijiang achieve UNESCO (United Nations Educational, Scientific, and Cultural Organization) designation as a World Heritage Site, which increased the city’s attractiveness for tourists, creating additional employment.

Consider employment patterns when relocating

After the El Salvador earthquake, squatters were relocated from the city center to a northern

suburb some 15 kilometers away from the center, where most of them had been employed. A survey conducted by the project showed that years after the disaster, economic conditions had worsened for 6 percent of the resettled families. In India's Maharashtra Emergency Earthquake Reconstruction Project, some villages were relocated so far away that peasants gave up farming because they could not reach their fields.

Each type of disaster has impacts related to the nature of the event (earthquakes knock down buildings) and another set of impacts on sectors of society that are particularly vulnerable (earthquakes knock down a higher percentage of houses in informal neighborhoods where construction does not follow the building code). The uneven impacts of disaster arise from differences in income status, culture, gender, location of home, and land tenure.

Essentially, disaster impacts on people vary, depending on the levels of social vulnerability and risk.⁴ The unevenness of the impacts is often highly visible because of media attention, but the recovery process is potentially more uneven, and it tends to be less visible, at least to those on the outside, because their attention has turned elsewhere. For example, in the absence of explicit determination to deal with the situation of renters made homeless by disaster, public money may end up being used to provide multiple housing replacements for the wealthy. Another common inequity occurs when the immediate cash needs of the poor are ignored in the immediate post-disaster period and they have to sell their productive assets, including their land, to the better-off.

The Bank's various approaches to pre- and post-disaster assistance have affected economic and social recovery in different ways. The following sections discuss approaches used by the Bank when dealing with the special situations of the poor and women in the complex context of post-disaster recovery.

Poverty alleviation measures of all kinds, if successful, can lower levels of vulnerability to

disaster because of the tightly interwoven nature of the two issues. The *2000/2001 World Development Report* underscores the importance and connection of poverty levels and vulnerability to natural disasters and highlights the importance of putting poverty reduction and vulnerability reduction high on the list of development priorities.

While experts note that the poorest countries and their weakest groups are the hardest hit in terms of direct and indirect losses from natural disaster (see Chapter 2 and box 5.1),⁵ there is little quantitative analysis of how the poor are treated during the recovery (Freeman and others 2002), and little research on how the impact of Bank-financed reconstruction work spreads across socio-economic groups.

Project documents often mention that reconstruction activities occurred in poor neighborhoods or poor rural regions, but far less frequently do they describe specifically what was done for the poor. Nevertheless, Bank-financed natural disaster projects do help the poor to recover, and when they do, this aspect may make a project more successful.

Among the measures Bank-financed projects use to help ensure that the poor are not left out are poverty targeting and selecting activities based on their likely affect on the poor. The portfolio analysis for this study found that, among the 528 disaster projects, 147 were flagged as Program of Targeted Interventions (PTIs).⁶ Of these, 44 were **completed** projects with one or more disaster-related components. Textual analysis of the project documents found that 98 completed and ongoing projects in the portfolio (regardless of whether they were flagged as PTI) had been designed to reach the

Box 5.1: The Poor Take the Heaviest Blow

The *2003 World Development Report* notes the pronounced difficulties the poor face when disaster strikes. "Developing countries are particularly vulnerable, because they have limited capacity to prevent and absorb...effects [of natural disasters]. People in low-income countries are four times as likely as people in high-income countries to die in a natural disaster.... Poor people and poor communities are frequently the pri-

mary victims of natural disasters, in part because they are priced out of the more disaster-proof areas and live in crowded, makeshift houses... poor families are hit particularly hard because injury, disability, and loss of life directly affect their main asset, their labor. Disasters also destroy poor households' natural, physical, and social assets, and disrupt social assistance programs."

Source: 2003 World Development Report. See also "Fighting Poverty while Supporting Recovery from Major Disasters, Synthesis Report, Learning Lessons from Recovery Efforts" (World Bank DMF and ProVenton Consortium 2003, p. 1).

poor.⁷ Table 5.1 summarizes the activities conducted by this larger group of projects that specifically targeted the recovery of the poor.

A review of project documents found that 51 completed projects documented their impact on the poor. Of these, 41 had achieved or exceeded expectations (table 5.2), and only 10 documented less-than-expected improvements for the poor. As there are quite a few with no information on how well they reached the poor, the number with little or no impact on the poor is probably not complete.

The project documents used various measures for impact. The most common were economic rates of return, number of houses constructed or repaired in poor areas, acreage returned to agricultural production in poor areas, and number of households with improved water and sewage services. Not included in this analysis were many projects that mentioned that project benefits occurred in poor areas, but gave no further details. The sustainability of improvements made for the poor was often questioned in the documents.

Ensuring beneficiary views are heard

The performance data show that projects are more likely to succeed when beneficiary views have been incorporated in the design of the project. Beneficiaries have been involved in the project design and implementation phases through involvement of local leaders, formal social assessments, and open meetings where all are welcome. The involvement of beneficiaries in the project design and implementation plays a part in greater project success.

Cash support

During the recovery process, getting cash support to victims quickly has positively affected people's sense of safety and security. It has been a prominent first sign of the government's support in a time of acute need. Since 1984, the Bank has funded over \$850 million in cash assistance (cash transfer, cash for work, and

Table 5.1: Some Projects in the Portfolio Have Been Designed to Reach the Poor

Poverty alleviation activity	Number of projects
Overall project activities occurred in poor areas (no specific activities cited)	23
Direct services to the poor (economic restoration, social activities, health and nutrition, cash assistance, micro-enterprise programs, supplies)	21
Improve food security and agricultural production	18
Housing	12
Improved drainage in poor rural areas	11
Improved transportation and access in poor areas	10
Pest control activities during large infestations	3

Source: IEG project database.

similar programs) in the context of 11 projects, 5 of which are ongoing (see Appendix G). Approximately 94 percent of these funds have been lent since the Turkey Emergency Earthquake Reconstruction Loan (EERL) was appraised in 1999. In projects that have closed and been rated, four out of six were found to be satisfactory. Those rated unsatisfactory accounted for less than one percent of the funds allocated.

When promptly provided, cash support enabled people to survive and get local

Box 5.2: Social Funds Can Be Part of a Rapid, Locally Based Response

Following Hurricane Mitch, the Honduran Social Fund, FHIS, dramatically expanded its operations to carry out over 2,000 small social assistance and infrastructure projects (\$40 million worth). Operations during the two years following the disaster were significantly increased compared with the fund's first eight years overall. Sixty-four hundred projects (\$137 million) were approved during the two years following Mitch (November

1998–October 2000), whereas 10,000 (\$125 million) were executed during the first eight years of the social fund's existence (1990–98).

The Bank strongly supported FHIS's role in the reconstruction efforts by stepping up disbursements of the next credit supporting the fund (\$45 million) and granting \$22.5 million as a supplemental emergency credit in 1999.

starkest between the genders, to the extreme that gender and survival rates can be closely tied. Only one woman for every three men survived the December

2004 tsunami in one district in Aceh. In two other districts, females accounted for 77 and 80 percent of deaths (Oxfam 2005). Evidence that women's deaths outnumber men's also can be found after the 1991 Bangladesh cyclone (Mushtaque and others 1993), as well as the 1993 Maharashtra earthquake.⁸

Women and men have different vulnerabilities, and they cope with disasters differently. A number of factors⁹ contribute to the particular vulnerability of women before, during, and after natural disasters: a lack of information about evacuation warnings and shelter options, culturally restricted mobility, and responsibilities within the family to care for the young and the elderly.

The literature stresses the importance of assessing women's vulnerabilities separately because of the potential for vulnerability differences and the relationship between these differences and a number of cultural and social factors. Increasingly, this has been happening in Bank-financed projects, especially since the introduction of OP 4.20 on gender and development (figure 5.1).

IEG identified 71 projects¹⁰ that consider women's needs and vulnerabilities (called "gender projects" here-

after) in the design of recovery efforts. Forty-one of these projects have been completed, providing insights into the ways women were treated during disaster reconstruction. The 30 ongoing projects provide information about **intended** activities and benefits.

Improve data gathering

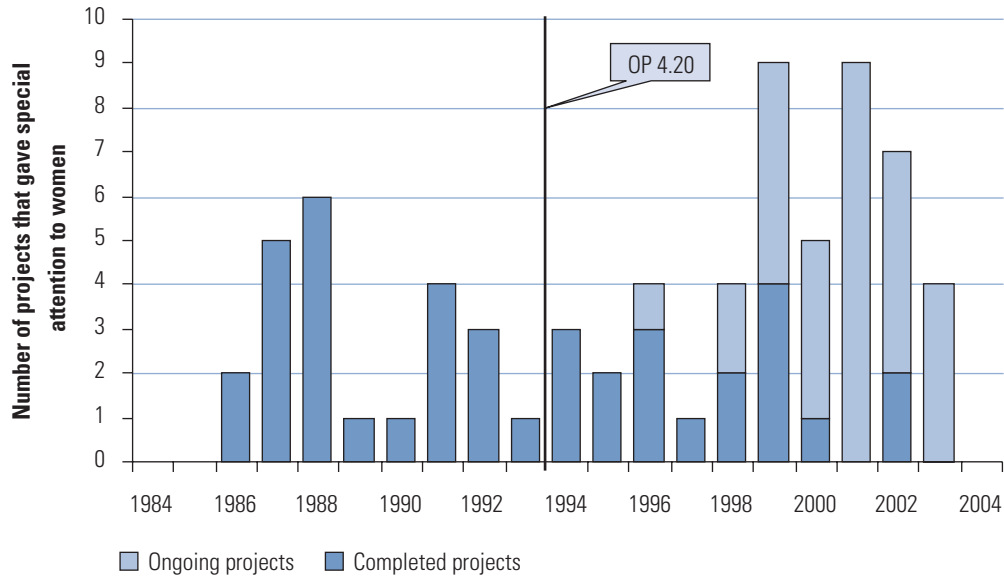
After a disaster and during the recovery, lack of data can impede equitable distribution of compensation. The damage assessment can help ensure equity by disaggregating mortality and morbidity by gender and taking into account losses suffered in the informal sector. The Bank attempted this in the 1999 Turkey Marmara Earthquake Assessment. However, even in that case, no gender disaggregated data were provided.

Target female-headed households

Gender projects stressed that single-headed households are especially vulnerable to natural disasters since caregivers are less mobile (Honduras 2000 and Nicaragua 2001). The Kenya Arid Lands II Project, a drought rehabilitation project, has linked female-headed households with poverty. Drought-related projects in Ethiopia (2002), Kenya (2003), and Zambia (2003) describe female-headed households and other disadvantaged women as the most food insecure.

The increase in poverty in the aftermath of a disaster and the increase in the numbers of female-headed households after a disaster make women more vulnerable to a subsequent

Figure 5.1: Projects Are Increasingly Addressing Women's Vulnerabilities



Source: IEG project database.

disaster. Despite women's acknowledged vulnerability to disasters, of 59 PRSPs, only those for Ghana (2003–5) and the Cambodia (2002) note women's vulnerabilities to natural disasters.

Provide support to lighten workload

Women shoulder much of the burden of care for children and the elderly and disabled, as well as such household tasks as provision of water and fuel wood. Disasters can increase the intensity of this work, and informal networks among neighbors and the extended family, an important coping mechanism for women in times of crisis, have often dissolved.

Reconstruction programs need to try to preserve social networks and find ways to lower the workload of women. Paid childcare, delivered by older women, for example, was planned in the Zambia (2003) project to recreate a form of support network and to provide paid employment for women.

Ensure equity of treatment in employment

Women are often discriminated against in food-for-work programs, services, and employment opportunities during disaster recovery. Another area in which women's contributions are often

neglected is the agriculture sector. Women's agricultural labor often goes unrecognized, and they are not compensated for their loss of tools and agricultural inputs after disasters. Women's full participation and coverage took place in the 1987 Ethiopia Small-scale Irrigation and Conservation Project.

Ensure access to training

Training and capacity building for women following a disaster has proved more difficult than employment creation. Training programs were planned for 18 of the 71 gender projects. Although women often provide labor in the agricultural sector, they usually do not receive advice on improved practices because of cultural taboos in rural areas.

To overcome this problem, recent projects aimed to train female extension workers to reach women in rural areas. In five such projects (Yemen 1989, Cameroon 1992, Mali 2000, Tunisia 2001, and China 2002) female

extension workers provided advice on animal husbandry and orchard management and developed materials and methods such as mass media, drama, and farmer competitions. In the 1992 Cameroon project, research indicated that around 40 percent of the women in these nutrition groups improved their nutritional knowledge, and that 20 percent of the women actually improved their nutritional practices.


Look for opportunities to create equity in land ownership

Some projects have influenced gender relations by modifying land rights. In many developing countries, women are not allowed to own land or houses. In Tonga, after a disaster in 2002, any woman whose house was not damaged by the cyclone had to give up her home to a male relative who had lost his house.

Projects financed by the Bank have elevated the status of women in society by providing land titles in the names of both men and women, as it did in Maharashtra. Unprecedented in this region, even widows received houses in their own names, and ex-gratia payments for lost relatives were disbursed to them. The 2001 El Salvador Earthquake Reconstruction Project also stipulated that titles be put in the name of both men and women. A beneficiary survey of that project, conducted for this evaluation, found some communities where 50 percent of respondents reported that a woman was one of the legal homeowners and that, overall, 37 percent of the homes were wholly owned by women. In Argentina, following a major flood, a Bank-financed project reported positive social impacts from putting house and land titles in the wife's name.

Chapter 6: Evaluation Highlights

- Coverage of the policy has expanded, but the same guidance is not appropriate for all emergencies.
- Prohibitions on the financing of relief and consumption and on the use of ERLs for recurring events are unrealistic and unnecessary.



Bank Policy: Implementation and Implications

This chapter highlights the provisions of the Bank’s Emergency Recovery Assistance Policy (OP 8.50) for which the evaluation has relevant findings.

It examines the Bank’s experience related to the main provisions of the current OP (see table 1.1 and Appendix A) and answers three questions on the effectiveness of the policy and suggests provisions that would improve the next iteration:

- How does the portfolio reflect the policy’s dictates and prohibitions?
- Are there discrepancies between policy and practice?
- Should the existing provisions be retained in a revised policy?

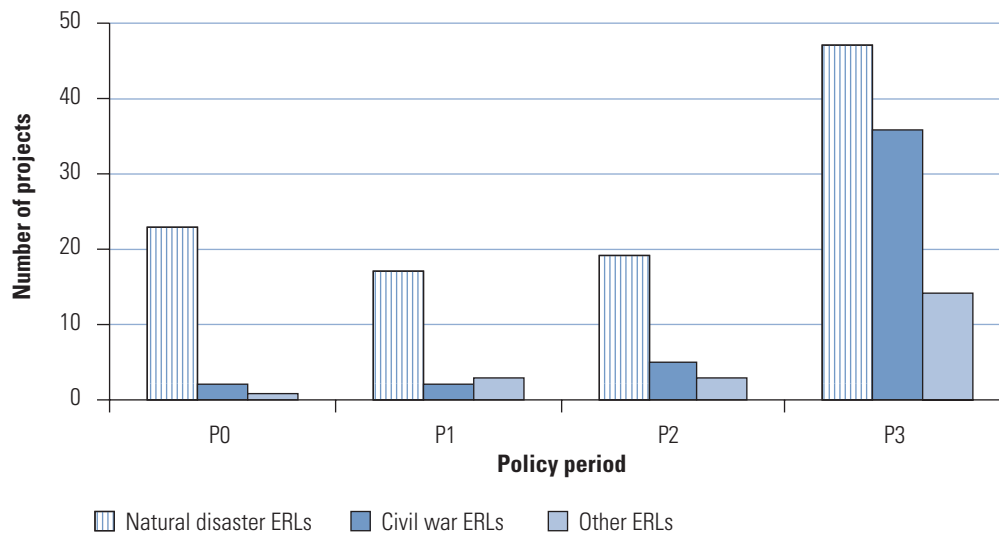
The following sections summarize the available evidence relevant to each key policy provision. First, however, we consider whether treating all emergencies equally in a single policy is advisable.

Through the years, the Bank policy on emergency recovery assistance has increasingly become a guide that covers not only recovery from **natural** disasters, but also recovery from a whole range of social, medical, and technologi-

cal disasters—everything from conflict to oil spills, foot-and-mouth disease, and declines in tourism following terrorist acts. Particularly notable is that the use of ERLs has increased for all emergencies, but especially for conflict situations.

Figure 6.1 shows that before there was a policy (P0), and while the OPN and OD were in effect (P1 and P2), about 70 to 80 percent of ERLs addressed natural disasters. Since the current policy has been in effect (P3), only 48 percent are focused on natural disaster. About 38 percent of ERLs financed post-conflict projects, and 15 percent responded to “other” emergencies.

While this spread of coverage of the OP appears sensible, it is unlikely that what might work for natural disasters would apply to conflict situations, and vice versa. For example, while it is possible to set standards for the disaster resilience of public and private buildings, requiring similar resilience to bombardment and munitions creates structures with

Figure 6.1: The Use of ERLs Has Increased with Each Policy Revision

Source: IEG project database.

only military purposes and is neither feasible nor affordable. Epidemic outbreaks of communicable disease require highly specialized expertise and an ability to take action with extreme rapidity. Furthermore, they are entirely people-focused (requiring no reconstruction), and there are clearly designated places through which to channel assistance (health ministries and global programs).

A few years ago, an evaluation of the Bank's experience with post-conflict reconstruction (IEG 1998) concluded that, unlike natural disasters, civil conflicts require major efforts in dealing with institutional frameworks and macroeconomic conditions. The recommendations of the report stated, "The provision of post-conflict assistance should not be handled under OP 8.50, which should be recast to apply only to natural disasters." Bank management agreed to prepare a new OP, and in fiscal 2001, OP 2.30 on Development Cooperation and Conflict was approved. Although it was expected that OP 8.50 would be modified around the same time, the revision is still pending.

There are several reasons the Bank might want to tailor policy provisions specifically for natural disasters.

- **There is already a great deal of knowledge of best practice in the natural disaster field.** Knowledge required for an effective response to a natural disaster is different from that required to address the other emergencies currently covered by OP 8.50, and it is comparatively well established. For example, we know already where disasters are likely to occur (hotspots) and where human settlements are in the danger zone, and can thus prepare for likely project components (engineering designs and strategic approaches). In addition, disaster-resilient techniques for all types of infrastructure and the surrounding environment have been proven by decades of experience.
- **This knowledge is very different from the knowledge needed to respond properly to the other types of disasters or emergencies.**
- **The centrality of community input for the design, implementation, and maintenance necessary in natural disaster emergencies is very distinct** from the approach to conflict emergencies, where communities are strongly divided.
- The Bank's treatment of natural disasters also differs in that **a good start at mainstream-**

ing disaster planning has already been made—the study identified 246 projects with a disaster-related activity below the component level.

- **The different situations carry distinct levels of political liability for the Bank.** Reconstruction and disaster prevention, unlike conflict-related work, do not require special attention to the politics of sovereign affairs.

The policy framework for the Bank's natural disaster response is currently set within the

it to respond quickly when a fast response is critical, whether it is an ERL executed in a shorter timeframe or a fund such as the Inter-American Development Bank (IDB) uses. However, the Bank also needs to ensure that activities can be properly sequenced and that those requiring more time to implement can be completed within a single lending package. The latter is imperative because borrower demand for addressing vulnerability almost always declines once the immediate needs following a disaster have been met. Thus, the next policy revision needs to position ERLs within a broader array of lending instruments that can fill all of these needs. The flexibility that has characterized the Bank's response to disasters needs to be further enhanced to allow the creation of customized lending packages based on disaster type, country needs, and long-term vulnerability concerns.

The current policy rules out the purchase of consumables and actions that benefit individuals, and lists those not to be financed by the Bank. While such prohibitions are sensible for smaller-scale disasters where relief expenditures can be covered by the government on its own or with nongovernmental organization (NGO) assistance, it is too constraining on the Bank when countries are nearly paralyzed by truly cataclysmic events.

In any event, current practice has not followed these provisions very closely, and some projects have financed such prohibited activities. For example, the 2002 Zambia Emergency Drought Recovery Project provided \$20 million for food distribution. Evacuation, restoration of access to transport, and temporary shelters are other items proscribed by Bank policy, yet during the policy period the Bank has financed temporary shelter programs in Colombia, El Salvador, Honduras, India, and Turkey.

Project experience shows that the Bank also financed consumption. Even during the OPN-governed period, the

Bank financed components in the Chile Public Sector Housing Project (1985) that provided cash transfers to the earthquake-affected population. The funds made available to victims provided them with the means to meet "immediate consumption needs" and to pay for their interim shelter, helping to revive the local economy. A cash transfer program was also successfully implemented following the 1999 Turkey earthquake.

Bank documents identify other cases where relief and consumption activities have been financed directly or indirectly through the provision of cash. These include:

- Tsunami relief in Sri Lanka¹ and Maldives.²
- Potable water provision to victims in Honduras³ and Zambia.⁴
- Food provision in Bangladesh (indirectly through a microcredit program),⁵ Honduras,⁶ and St. Kitts and Nevis.⁷
- Emergency search, rescue, and medicine were provided in 11 projects.

The study Literature Review shows that thinking on the support for relief and consumption has evolved since the 1980s—so should policy (IEG 2003). Events such as the recent Indian Ocean tsunami and Hurricane Mitch incapacitate urban infrastructure in vast regions and capital cities. Extreme events such as Hurricane Katrina in the United States show how policies that are sensible in most cases can lead to breakdowns in extreme cases. When humanitarian considerations temporarily overwhelm the capacities of all the involved agencies, cash-strapped governments need assistance with critical aspects of relief in order to proceed expeditiously with reconstruction and economic recovery. In Bangladesh, following the 1998 floods, the extent of the damage to agricultural production was such that the government could not restore production to pre-disaster capacity without help.

A Harvard University study found that when relief is handled in a developmental manner (that is, it builds on local capacities), it has a significant positive impact on the reconstruction process that follows (Anderson and Woodrow

1989). When existing social networks are strengthened and new ones are established, they can continue even after relief efforts end, providing important social and institutional links for the developmental processes that follow.

The current policy describes five forms of Bank emergency assistance: ERLs, reallocation, redesign of pipeline projects, free-standing mitigation projects, and assessments. The study finds that the options provided by this policy provision grant considerable flexibility for countries affected by natural disasters. What it does not do especially well is to provide urgent lending for relief in a manner that does not involve opportunity costs, especially over the medium term. Regional or global solutions may also be appropriate, and the Bank policy may

need to take account of this.⁸ While such funds may help fill important needs during disasters, they also may detract from the need to focus attention on prevention and mitigation.

Recognizing that some disaster-prone countries need immediate access to recovery and reconstruction financing following a disaster event, the Bank supported the creation of contingency mechanisms under three recent projects.⁹ This form of emergency lending was designed to provide flexibility for the immediate rehabilitation of critical public services and the rapid restoration of physical and social public infrastructure, as

Box 6.1: Contingency Financing—A Learning Process

While contingency financing seems to be a logical form of disaster risk management to support, Bank attempts have met with some difficulty.

First, initial attempts in the Caribbean and Mexico had narrow parameters that limited the accessibility of the funds. In the Caribbean, the floating phase 4 of an Adaptable Program Loan provides for contingency financing to Grenada, St. Kitts and Nevis, St. Lucia, Dominica, and St. Vincent and the Grenadines. In the beginning, to be able to use the funds, a country had to declare a national disaster. Not only did this not allow countries to address smaller disasters, but there was reluctance to declare a national disaster, because doing so would clearly hurt one of the Caribbean's main industries—tourism.

The parameters have since been relaxed, and, in the meantime, Grenada has made use of the facility to respond to a hurricane that was declared a national disaster. In the case of Mexico, it was difficult to justify paying the commitment fee for the contingency fund, because the country had not had a major disaster to put the funds to use, and already had a fund to deal with smaller disasters. The loan was cancelled.

Second, countries lacked the capacity to engage in this form of emergency borrowing, even if they expressed interest

in the funds. The Bank recognized in hindsight that few countries were prepared to implement such a lending facility, and that it needed to support the training of Bank staff and government agencies.

Taking these experiences into account, a slightly different approach has been taken in Vietnam and Colombia. In the case of Vietnam (Vietnam Natural Disasters Mitigation Project [P073361]), because a contingency funding facility would incur interest or commitment charges and only cover low-frequency hazards not likely to occur during the project timeframe, a rapid disbursement facility was created instead. This facility was designed to have the capacity to also provide funding to smaller, more localized disasters, using the existing country disaster response system. Likewise, the Colombia Disaster Vulnerability Reduction Project involves the creation of a \$150 million contingent financing facility to act as a bridging facility until resources from other multilateral financial institutions (MFIs) and international agencies become available. This financing would be available within one month of the declaration of a national disaster emergency. Though these more recent projects have made steps to correct for the previous problem of limited accessibility, they have not yet been put to the test with a disaster.

Source: Background report on small island nations (IEG 2005f).

well as to incorporate prevention measures into Bank-financed emergency projects. The mechanisms provided were to assist the rehabilitation and reconstruction of public infrastructure and the purchase of capital goods, but not the provision of relief supplies.

The Bank might consider the development of an emergency facility like that of the IDB. Doing so could solve the urgent needs of those borrowers for whom reallocations are impossible or undesirable and for whom new borrowing would be too large a burden. Of course, the bigger borrowers do not need small amounts, because they are usually capable of financing immediate actions on their own.

The Bank has a long and positive experience with the execution of physical components of projects, and their physical design (when it is sufficiently disaster resilient) has generally been appropriate and of good quality. Addressing the social and economic recovery aspects of emergency projects has been more difficult. Yet project experience examined by this evaluation shows that this aspect is critical for the sustainability of the reconstruction investments.

The failure to create the social organizations necessary for upkeep and decision making in housing and commercial areas caused problems in many reconstruction projects.¹⁰ Creating the sustainable user organizations needed to manage infrastructure remains an unsolved challenge. Additional policy emphasis on this point would be desirable. Creating a capacity for maintenance is often as critical to long-term vulnerability reduction as the quality of the initial construction. This too could be reflected in policy.

The OP considers ERLs less appropriate for recurring events and suggests that for annual flooding and slow-onset disasters such as drought, a regular investment loan is likely to be more effective. In practice, ERLs **have been** used to respond to droughts and recurrent events. Generally, ERLs tend to focus on more prominent and large-scale events. Figure 6.2 shows the relationship between disaster types and ERLs over the three policy periods. During the current policy period (P3), the number of drought projects almost equaled the number of earthquake projects, and 44 percent of the ERLs responded to recurrent flood phenomena such as those caused by El Niño. So rather than exclude recurrent events from emergency projects, Bank policy could recognize the likely recurrence of disaster and give more attention to identifying vulnerability and to mitigating the effects of future disasters in regular investment lending.

Sixty percent of the completed projects in the disaster portfolio were either struck by a subsequent disaster during implementation or had their implementation process interrupted by disaster, and 40 percent of those found that project-constructed infrastructure or project activities had been compromised to some degree. In 121 of 197 completed projects with a strong focus on mitigation, which were supposed to use disaster-resilient reconstruction standards, evaluations of 31 projects (26 percent) acknowledged flaws in the design, leading in 13 cases to severe damage by a subsequent event, and in 6 cases to partial damage. In most cases the damage was minor and restricted to one or two structures. More recent projects are showing considerable improvement in this area, and later projects are more frequently attempting to increase resiliency and prevent destruction through mitigation measures. Still, this is a disturbing finding, and more needs to be done.

Failure to plan for disasters at the project level also underlies losses in highly vulnerable

countries. Of 65 projects in the transportation, urban, and water and sanitation sectors (approved between 2000 and 2004 in countries identified as hotspots by the **Natural Disaster Hotspots** study [World Bank 2005]), the documents for only 3 include any detailed description of how a natural disaster might affect the project and any cautionary actions to be

studies were not undertaken or findings were not taken into account. For the rest, project documents did not provide information.

Ten project evaluations mentioned lessons learned about preparedness studies. General experience is that studies tend to be left until late in a project, and it is therefore important to carefully prepare the groundwork for studies much earlier—before project approval if possible, in order to avoid the long delays that are known to be common. While a new policy could continue to emphasize these studies, without conditionality tied to them, a full treatment in a good practice handbook would be sufficient.

Since the mid-1990s, prevention and mitigation have been high priorities, and in the most recent projects have become the primary project objective.¹¹ The emphasis has also shifted from structural measures, which are still important, to nonstructural measures such as institution building for hazard management, policy changes, the preparation of hazard management plans, land use planning, enforcement of building codes, and insurance.

Turkey, for example, has invested more resources in such activities with each successive project (figure 6.3). In Central America, the Bank is implementing two innovative projects dedicated fully to developing disaster mitigation and prevention capacity in Honduras and Nicaragua; and preparation of a grant-funded regional disaster mitigation and response project, along with four individual country mitigation projects, is under way.

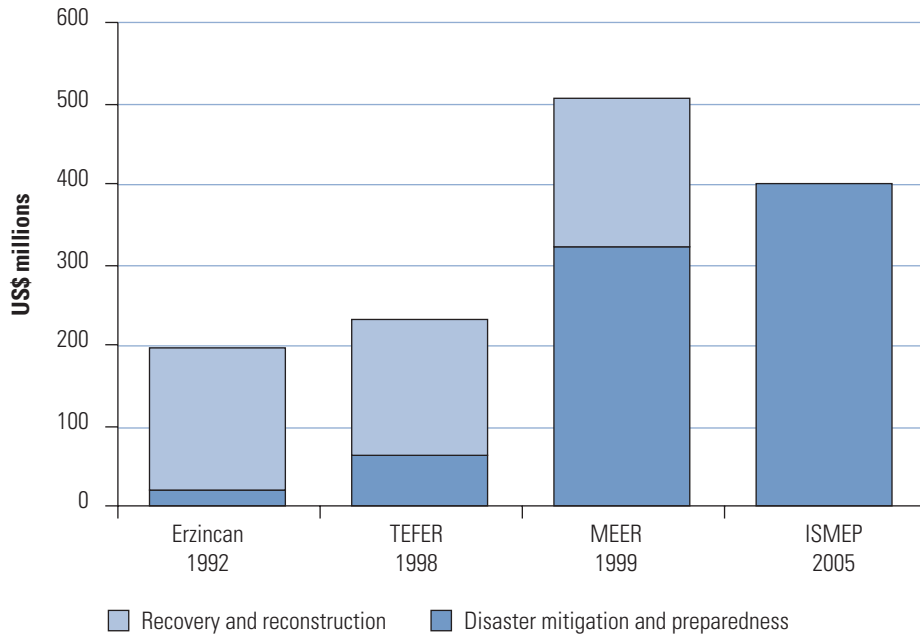
Prevention and mitigation are areas where much remains to be done, and a new policy should retain a strong provision to this effect, though, as noted earlier, prevention approaches may require more research and closer evaluation.

During the first policy period (1984–89, OPN 10.07), an average of three prevention or mitigation measures per project were identified; during the second period (1989–96, OD 8.50), four, and during the third period (1996–2004, OP 8.50), five. More rigor is still required, however. Out of all 197 projects with clearly identifiable technical assistance for mitigation or prevention activities, 80 (40 percent) did not complete one or more mitigation or prevention components (see Appendix F, table F.2).

The evaluation found that strong borrower ownership is essential for successful mitigation or prevention, and that many borrowers still do not see the importance of such measures. High borrower ownership was observed in about half of the projects (51 percent) that had mitigation or prevention components, partial ownership in 30 percent, and lack of ownership in 16 percent.¹² The lack of ownership often expressed itself in high staff turnover or lack of staff (failure to appoint individuals for key positions), and in a failure in the timely provision of counterpart funds. High staff turnover or understaffing was observed in 32 percent of the 197 projects with mitigation or prevention activities, and problems associated with counterpart funds in 39 percent.

The current policy implies that long-term issues are better treated in a follow-on project than in an ERL. However, few ERLs have been followed up with normal disaster investment projects. An additional element of the rationale for the policy guidance on avoiding long-term problems was that whatever a country's implementation capacity is under normal circumstances, it is greatly reduced after a major disaster. Thus, activities that were not possible before the disaster are probably even more difficult afterward. Ensuring a flexible approach to financing a natural disaster response would help ensure that longer-term issues get the careful attention that has sometimes been missing.

The failure to maintain infrastructure is an entrenched problem that, while not easily solved, requires attention. Among disaster experts, it has become increasingly apparent

Figure 6.3: Focus on Mitigation Has Increased with Each Successive Project in Turkey

Source: Project Performance Assessment Report: Turkey (IEG 2005b).

that much expensive disaster prevention infrastructure fails for lack of maintenance. The 2004 Caribbean Regional Disaster Conference “Managing Hazards in a Changing Environment” concluded that governments’ investments in large-scale structures to reduce disaster vulnerability have been seriously compromised by failure to conduct and fund maintenance. For example, many Bank-financed cyclone shelters in Bangladesh are no longer usable for lack of maintenance. In another case, Bank-financed flood control infrastructure protecting a major South American city was severely compromised by the presence of junked automobiles and refuse blocking the watercourses.

Evaluations of Bank activities have often noted that inadequate budgeting for operations and maintenance reduces the sustainability of project benefits, and it is no different in natural disaster projects. This is a particular problem in the maintenance of protective infrastructure such as river training works,¹³ emergency shelters, and emergency evacuation routes.

There is also a lack of human resources available for maintenance tasks generally, a lack

of training in maintenance management, and a lack of beneficiary ownership and accountability. Over the past 20 years, only about half (58 out of the 121) of the projects in the database with clearly identified mitigation activities provided for long-term maintenance of reconstructed infrastructure, while 21 percent provided only partially for long-term maintenance. In 27 percent of the projects no maintenance was provided at all.¹⁴ Without project-financed efforts to improve maintenance, hard-won progress is put at risk.

Twenty-five project evaluations mentioned the maintenance of infrastructure as a concern. Six of them recommended that provisions for maintenance need to be made during preparation. In Bank experience, governments in developing countries tend to borrow in order to rebuild what was lost and to construct to higher design standards—but quite often they do not develop functional mechanisms to maintain the structures. To address attitudes toward mainte-

nance of infrastructure, evaluations proposed field-level training in maintenance. To provide a sustainable flow of budgetary resources after project closing, project evaluations identified only two alternatives for funding: the governmental budget and the collection of user fees from beneficiaries.

OP 8.50 stipulates that standard Bank operational policies on procurement, consultants, and disbursement apply to emergency situations. OP 11.00 (2004) on procurement makes a special exception for emergencies—it allows direct contracting without competitive bidding (single source) when this is the most appropriate course of action. In the project evaluations reviewed for this study, the challenges inherent in the Bank's procurement procedures were of great concern. Forty project evaluations mentioned problems associated with the Bank's procurement procedures when borrowers are stressed and implementation capacity is insufficient to the scale of the task at hand.

When training in the Bank's procurement rules has not been given to borrower staff with administrative responsibilities for project accounts, deviations from accepted procedures have caused significant delays in the reconstruction process. The biggest concern of staff that had been involved with projects was that future projects should ensure that procurement procedures are understood and that documentation is ready before start-up. Ten natural disaster project evaluations (of the 40 that deal with procurement) stressed the importance of giving attention to procurement even before loan or credit approval. The policy wording on

this issue could benefit from the advice of a task force convened among procurement specialists in the Bank.

Disasters typically attract numerous donors. About 34 percent of completed and ongoing disaster projects involve donors other than the Bank. The documents for 170 of the 528 disaster-related projects mention coordination with other donors.¹⁵ NGOs are involved in 38 percent of the disaster projects financed by the Bank. The documents mention working with donors on many different levels—co-financing Bank-supported projects, the Bank co-financing others' projects, donors working on related projects of their own, or doing joint damage assessments.

The successive policy statements require that following a disaster, the Bank should facilitate collaboration between the government, the Bank, multilateral and bilateral donors, and NGOs to develop a common recovery strategy. Project experience suggests that the development of such a strategy requires an immediate and prolonged Bank presence in the disaster-affected area.

Project documents show that the development of a joint strategy has often been done well—in Bangladesh (1999), Gujarat (2002), Honduras (1999), Mozambique (2000), Nicaragua (1999), Sudan (1989), and Turkey (2000), and in Sudan serves as a best practice example. However, sometimes such development has been done poorly (box 6.2).

For the 1989 Sudan Emergency Flood Reconstruction Program (EFRP), the Bank, together with the UNDP, fielded a 52-member multi-donor mission to conduct a damage and needs assessment. The Bank members of the team were selected for their technical expertise in relevant sectors (agriculture, education, telecommunications, health, rural water, power, transport, telecommunication, and urban) and previous experience in Sudan. Over a two-week period, the mission produced a document that was then presented at a donor conference in Paris.

At the Paris conference, the members of the mission helped broker the various donor interests. The Bank followed up the agreements made in these meetings with separate meetings with each donor to make more specific arrangements. The Bank negotiators worked with the donors to ensure that their interests were met

but that there were no unnecessary overlaps in coverage. By keeping the composition of the Bank's contribution flexible, the other donors were helped to make adjustments in their programs. The Bank then financed what was left to complete a comprehensive Emergency Flood Reconstruction Program.

The OPN and the OD recommended that the Bank coordinate donor efforts, and suggested that

Project performance shows an interesting pattern regarding the participation of other donors in Bank-financed projects. It gets steadily better when an increasing number of donors are involved only up to a point (once four donors are involved, performance falls off precipitously, table 6.1).

Donor coordination was a concern in 16 project evaluations. Ten evaluations mentioned that donor coordination is especially important if interventions overlap and/or if the project success of one funding agency depends on the other. While several evaluations suggested that other donors may be better at providing relief and strengthening institutions, five evaluations

asserted that the Bank was well placed to leverage external assistance after an emergency. Suggestions were offered on how the Bank could coordinate donors.

This seems an issue better suited for a good practice handbook, and the evaluation sees little reason for retaining it in Bank policy.

When task managers were asked to suggest ways the Bank can increase the effectiveness of donor coordination in disaster situations, 8 of 26 respondents recommended mainstreaming cooperation with other donors in regular projects so that these links and working relationships are already in place when a disaster strikes. Other frequent responses were to strengthen the government to better coordinate natural disasters (5 respondents) and to prepare a

common strategy with other donors (5 respondents). Other ideas offered were to create a permanent multidonor task force for disaster response and to coordinate closely with other donors with contacts in agencies that are politically and socially closer to the affected people.

Because hazard risk management takes place in a broad sectoral context, institutional development activities need to address the work of line agencies as well as to strengthen disaster-specific units. The evaluation found that the Bank strengthened hazard management institutions on its own in 6 countries and in cooperation with other agencies in 17 countries. It strengthened single-sector line agencies in 14 countries (20 projects). In addition, it strengthened community-based disaster management in 6 countries (India, Indonesia, Kenya, Nepal, St. Lucia, and St. Kitts and Nevis). Forty-nine project evaluations discuss institutional development; 28 of them stress the importance of strengthening a country's institutional capacity for long-term disaster prevention and mitigation.

Along with establishing or strengthening disaster management institutions, for which budgetary allocations need to be made, changes in the national disaster policy are also important. In their response to the survey, a few experienced task managers specifically warned against designing projects with over-ambitious disaster management objectives. Project experience with institutional development could be summarized in a good practice handbook, but there seems to be no compelling reason to retain this provision in a new policy. Hazard management institutions are most effective when they are cross-sectoral and address all potential natural and technological hazards.

Over the past 20 years, the Bank has formulated institutional development components for 160 completed projects. Institutional development encompasses a wide variety of activities, including project management (75 projects), disaster management (40 projects), general research (43 projects), early warning improvements (39 projects), disaster-specific training programs (27 projects), engineering studies (23 projects), and legal and policy reform (13 projects).

Table 6.1: Project Performance Drops Sharply with More Than Three Partners

Number of partners	Projects (number)	Satisfactory (percent)
One	41	63
Two	29	66
Three	17	71
Four or more	9	56
Total number with other donors	96	

Source: IEG project database.



Conclusions and Recommendations

Nature creates hazards, but the actions of people, societies, and governments create disasters. When disasters occur, international development institutions now routinely experience intense public pressure to act quickly to relieve the devastation and ease the government's macro-economic burdens.

As the World Bank strives to be agile, and to meet the expectations of its shareholders, it needs to become more strategic, responding with advice and resources, as well as lending and nonlending activities that contribute not only to recovery but also to long-term development and disaster prevention. In doing so, it would be well to remember that there is no period when disaster risks can be safely ignored or set aside, especially for the subgroup of countries that is highly vulnerable to disasters.

Several disaster-related challenges face the Bank as it attempts to provide better services to its borrowers:

- First is to ensure that the poor do not miss out on the recovery or, worse, lose the little they have left.
- Second, and even more challenging, is to work against complacency during those periods when disasters are not on the nightly news and in the headlines. In its role as development advisor, the Bank needs to be a steadfast advocate for the small additional investments in disaster prevention that over

time will lower the cost of the inevitable next event.

- Third, borrowers need regular reminders that all actions that take place in development projects—financed by any donor or by the country itself—affect peoples' motivation and psychology, as well as the physical, social, economic, cultural, and political factors that can either increase societies' capacity to respond to extreme events or reduce it. Rebuilding what existed before is never enough. Policies and actions intended to reduce the impact of the next disaster must be an integral part of a strategy of both the recovery from disaster and pre-disaster planning.
- Fourth, maintenance helps ensure that what is rebuilt will have an extended life span. The durability of infrastructure rebuilt after disaster is always in doubt when measures to increase the capacity to conduct routine maintenance are absent.

Of course, the longer the return period, the more difficult it can be for governments to justify investments in prevention. The problem

often comes down to making difficult development choices from among the many competing demands. Disaster prevention, because it is wrongly perceived to be a periodic need rather than a constant one, tends to lose out to other priorities—especially once the immediate relief needs of the most recent disaster have been met. It is easy to forget that natural hazards become disasters only when we fail to take account of the risks and plan for them.

Many strategies that work for recovery efforts in developed countries should never be attempted in developing societies—especially when marginalized groups are affected. For example, following a disaster that destroys infrastructure in a developed country, time is money. Rubble clearance takes place quickly, as does reconstruction; the cost of money and labor are the only major constraints to completing these tasks.

In lower-income developing countries, taking the time to ensure that all usable building materials are recovered and recycled is often the only way to ensure that the poor will be able to afford to rebuild. Once work opportunities associated with rubble clearance and materials recycling diminish, cash assistance targeted to affected families as they wait for more permanent shelter is very important. Under strictly specified circumstances, direct cash payments to individual victims can be one of the best available options to keep the situation of the poor viable until the recovery takes off.

Some strategies that do work in both developed and developing countries are the use of building codes to improve the quality of the built environment and salvage of objects that created the sense of place in the original environment. The problem with emphasizing building codes in developing countries is that squatter settlements and other informal neighborhoods will not comply with code requirements, and safer building practices will therefore need to be disseminated in other ways. Simplicity of message is essential to the widespread adoption of disaster-resilient technologies.

The Bank's policy prohibitions on relief have not been respected for good reasons. Staff have seen that other agencies cannot always fill the immediate needs of the affected people and regions following a large disaster. The Bank can mobilize the large-scale resources necessary for cash transfer and the rapid restoration of import/export-related infrastructure.

The Bank, like its borrowers and other donors, has found it difficult to stay engaged with mitigation and prevention efforts. Rather than promoting long-term solutions that address the interaction between environmental degradation and natural disaster, highly vulnerable countries—with the cooperation of the Bank and other donors—too often have been willing to borrow repeatedly without addressing the root causes of disaster impacts.

Particularly when it comes to prevention and response measures, project objectives and activities need to become more relevant. The very high outcome and sustainability ratings that have been achieved over the past 20 years show that Bank financing can deliver the outputs needed for a disaster response, but the high ratings conceal shortcomings on the achievement of durable outcomes and relevant impacts.

For example, the equipment intended to help reduce vulnerability needs to be used effectively to achieve its purpose; acquisition alone is not enough. Prevention and mitigation measures need to be bold enough to make a difference. Distribution of educational materials about disasters in classrooms has more meaning when the schools have been built to resist the prevailing hazards. Perhaps most important, those facilities that are essential for an effective response need to be tied to networks that will not fail them. Hospitals not only need to be sited and built so that they are disaster resilient, but they also need to be assured of an uninterrupted power supply, a network of secure access routes, and secure provision of safe water and sanitation.

What disaster-related **challenges** does the Bank face? While the number of natural disaster-

related loans per year has gone up in each decade and the scale of those operations has grown, the economic losses due to natural disasters have risen even faster—they currently exceed in one year the Bank's contribution to reconstruction over 20 years. The cost of successive reconstruction in many countries constrains subsequent development and puts at risk agreed development goals. Far more attention to prevention, mitigation, and risk management is needed (Chapter 4), but client demand for such services is easily displaced by other development concerns.

The Bank has organized itself in a manner

The way problems are defined determines the nature of the proposed solution and affects whether donor coordination can be effective. Post-disaster assessment, done in collaboration with others, has an important role but has not yet been adequately integrated into the Bank's disaster response activities (Chapter 4 and box 4.7). Even if the Bank ultimately does not lend, an early Bank presence with continuity and information on global best practice is highly important and valued by its member countries.

In the 20 years of Bank support for disaster reconstruction, what **achievements** stand out? The majority of borrowers have come to rely on the Bank for advice and financial support each time a major natural occurrence overwhelms their ability to cope. The Bank has lent an estimated \$26 billion in 528 disaster responses that generally have achieved their objectives and exhibit an improving trend. The Bank also frequently works harmoniously with the regional development banks, the UN system, and other donors, ensuring that all parties' actions can be coordinated.

For more than 20 years the Bank has captured its best thinking in a succession of policy statements to guide its actions in countries overcome by catastrophe. Each restatement of policy has had a clear impact on the nature of Bank lending and contributed to reducing the vulnerability of human settlements. The policy statements have provided many ways for Bank staff to put together assistance tailored to each borrower's needs and circumstances. The policy statements have provided guidance, yet have not been too prescriptive, permitting an essential amount of flexibility.

Bank staff have long been able to select from an extensive menu of options when responding to disaster—this study has identified 60 different types of disaster-related activities supported by Bank-financed projects—and staff have not been pressured into a single approach for all disaster situations or all countries. Disaster as a thematic area has gradually been mainstreamed in Bank activities. Almost 250 ongoing projects conduct disaster-prevention activities, even though they have no specific disaster objectives. More than half the CASs in countries that have

received Bank support for disaster discuss the countries' commitment to prevention and reduction. However, while Bank lending for disaster assistance has been influenced by the inclusion of this topic in the strategy documents, much more needs to be done.

Natural hazard risks are highly concentrated, so special attention needs to be given to planning ahead for disaster and to reducing long-term vulnerability in countries at highest risk.

Research has shown the concentration of disaster risks and Bank lending patterns confirm that concentration. Yet, though disasters are foreseeable for many countries, they are infrequently considered in country lending programs. Furthermore, a surprisingly large number of projects in countries highly vulnerable to disaster have been adversely affected during implementation by unanticipated natural events. Yet projects, too, typically have not included disaster in their risk assessments. When formulating country lending programs and project lending, the Bank needs to elevate the importance of natural hazards, especially for highly vulnerable countries. To do this efficiently, borrowing countries need to be categorized by vulnerability levels.

In general, disaster responses have tended toward the reactive and tactical rather than the proactive and strategic.

A relatively short history of data collection together with a static view of disaster damages in highly vulnerable countries has led to project objectives that provided for short-term fixes. Projects rarely address the root causes of disaster. Natural disaster activities would benefit from the development of a strategy or action plan and related guidance that would: help staff to respond to emergencies with quick relief and well-planned reconstruction, and to do so more effectively in a much shorter period; ensure that contingent loan facilities (be it on a country, regional, or global scale) result in all borrowing

countries receiving a timely and adequate financial response to major events; and help bring natural hazard risk management to the most vulnerable countries.

The development community should engage with disaster-stricken borrowers earlier and stay engaged longer.

International experience on the impacts of successful and unsuccessful relief management and on the ability of key stakeholders to participate effectively in the recovery process needs to be brought clearly to governments' attention. The Bank specifically needs to be present during the emergency stage to ensure the success of the reconstruction projects it finances. Low-income community groups need support until they develop the capacity to manage the infrastructure that has been placed in their care.

The Bank has a wide array of tools it can use when it responds to disaster, but it has increasingly relied on the Emergency Recovery Loan (ERL) to meet borrower needs following a disaster.

The ERL offers accelerated processing and a short implementation period of three years, and therefore has desirable qualities valued by both borrower and Bank staff who respond to disasters. ERLs generally have worked well and have high outcome ratings.

But accelerated project processing is not always desirable. For some projects, rushed appraisal has led to long pauses between loan approval and first disbursement, poorly designed interventions, and diminished poverty impacts. Furthermore, by relying on a three-year lending period the Bank may end up emphasizing activities that are expected to have short implementation times and not attending to other activities that address the needs and vulnerabilities more fully. It often happens that activities that might contribute greatly to the recovery effort (and to the borrower's subsequent long-term development) are not included in the ERL projects because they cannot be completed in the three years allotted—and then the project runs long in any event.

Reallocating resources from existing projects, a common Bank approach following natural disasters, affects the ability to attain long-term development goals and may be less effective than specific reconstruction lending.

Reallocation is most useful when the project being reallocated has been made irrelevant. While restructuring old projects may be politically easier than new lending, and allows the Bank to support government entities that are already accustomed to working with the Bank, for the most vulnerable countries, reallocation of resources is a partial solution, at best.

Reallocations fill an important niche in the Bank's ability to respond to natural disasters, and they will undoubtedly remain an important tool in the Bank's response package. However, reallocation can be impractical (for countries with few Bank loans) and can be overused (in countries hit by frequent disasters). Because they currently offer a more rapid response than the processing of an ERL, they may be used more often and more heavily than they should. The impact of loan restructuring using the additional funding mechanism is too recent to be evaluated but offers a promising alternative.

Actions taken during the first weeks and months after a disaster have a major impact on the recovery process that is to follow, and they need to be planned and implemented accordingly.

Choices made immediately following a disaster—regarding shelter, resettlement, debris clearance, distribution of relief, and the like—affect the later choices for longer-term solutions and vulnerability reduction and can have severe consequences for the ability of the poor to recover. Immediate post-disaster actions also need to include the development of the capacities, knowledge, and skills that will be required for the recovery process. If studies are going to produce knowledge that is critical to fully informed project actions, they need a strong advocate, such as the Bank. Capacity building for procurement and preparation of bidding documents should happen very early. Procurement is among the project activities

most cited in project-level evaluations as needing improvement.

A lack of maintenance has often been the main constraint on the sustainability of a natural disaster project.

There has also been a lack of human resources available for maintenance tasks generally, a lack of training in maintenance management, and a lack of beneficiary ownership and accountability for upkeep.

Though natural disaster has no natural sectoral home in the Bank, staff in numerous sectors need specialized services to enable them to respond to disasters and to mitigate vulnerability to natural hazards.

While transport and urban development has recently been the sectoral home of disaster work, there is no compelling reason why this should be so: more work has been done in the rural sector, though that would not necessarily be a better place for a disaster team.

The general complexity of natural disaster response has led the Bank to draw from a broad array of activities, but this would happen more effectively in the presence of guidance at the institutional, country, and project levels.

Experience shows that custom-fitting a response to the disaster and to the country does work, and it often works best when artificial time limits are not imposed. Disasters hit all sectors, but not equally or even every time. Investments need to create disaster-resilient systems. After large disasters where the Bank has opted exclusively to provide budget support, infrastructure reconstruction and rehabilitation has often been partial, with serious consequences for economic recovery.

The current OP's strong focus on the ERL instrument is too narrow for natural disasters, which are not just emergencies but ongoing risk factors, especially in highly vulnerable countries.

Most of the Bank's natural disaster work is done by regular investment lending. The

previous OPN and the OD laid out options for more effective and less instrument-focused responses to natural disasters.

The Bank has consistently underestimated the time needed to carry out emergency-related lending.

The vast majority of (natural disaster) emergency recovery activities have not (and probably cannot) be achieved within the three-year timeframe established by OP 8.50 for ERLs. And the Bank has consistently underestimated the time required for projects, which on average have taken approximately 20 percent longer than initially planned. Two-thirds of natural disaster projects have not met their original completion dates. While disaster projects are not unique in this regard, it often happens that activities that might contribute greatly to the recovery effort (and to the borrower's subsequent long-term development) are not included in the ERL projects because they cannot be completed in the time allotted—and then the project runs long in any event.

Chapter 6 of the report makes a number of specific suggestions about revisions to the Bank's policy for emergency lending—these are not repeated here in their entirety.

The Bank's natural disaster assistance would benefit from the development of a strategy or action plan and related guidance that would: help staff to respond to emergencies with quick relief and well-planned reconstruction, and to do so more effectively in a much shorter period; ensure that contingency funds (be it on a country, regional, or global scale) result in all borrowing countries receiving a timely and adequate financial response to major events; and help bring natural hazard risk management to the most vulnerable countries.

The strategy or action plan needs to identify a methodology to assess each country's level of disaster risk. It is suggested that countries be divided into high-, medium-, and low-risk

groups. The action plan then needs to identify how the Bank will assist borrowers in each category to lower their vulnerabilities and to build on local capacities and leadership.

In highly vulnerable countries, the action plan needs to make provisions to give more attention to natural hazards during the appraisal of investment projects generally, and specifically in the preparation of PRSPs, CASs, and other strategic documents. Where appropriate, these documents need to go beyond a description of the risks, and identify monitorable mitigation and institutional development activities.

sent who are not used to seeing destruction on a massive scale or who lack country knowledge. The Bank has very few such people, and it currently has no consistent mechanism for mobilizing them to respond to natural disasters. Pulling members of the

Hazard Management Thematic Group away from their ongoing responsibilities inevitably has a negative impact on their normal activities. And there are so few knowledgeable staff that the same people tend to be called upon repeatedly.

APPENDIXES

The Bank's emergency-related work has been governed by three successive policy statements that have reflected the evolution of Bank thinking on responding to natural disasters. Operational Policy Note (OPN) 10.07, *Guidelines for Bank Participation in Reconstruction Projects after Disaster*, was adopted in July 1984. This was superseded by Operational Directive (OD) 8.50,

The Bank can respond to an emergency in several ways. A common response is to develop an Emergency Recovery Loan (ERL), but the Bank also can reallocate funds from an existing project or revise and hasten processing of a planned project. It can also develop a new investment loan for mitigation activities.

In 1970 and 1971, the Bank financed natural disaster reconstruction projects after an earthquake in Peru and a cyclone in Bangladesh.

that without detailed planning studies, vulnerability is not reduced. Therefore, the OD recommends studies for vulnerability reduction as well as detailed preparation and record keeping of consultant services for these studies. The OP follows in a similar vein by calling for emergency-preparedness studies.

A shift in policy recommendations can also be found regarding technical assistance. While the OPN recommends that such assistance be provided by supervision missions, the OD and OP suggest having the assistance provided by consultants.

Procurement/disbursement/retroactive financing

The OPN allows for retroactive financing and advance contracting; the OD and OP stipulate that projects should “use no more than 20 percent of loan proceeds for retroactive financing.” Other ways of making funds available quickly are Project Preparation Facility and Balance of Payments (BoP) Loans, the latter to finance a positive list of imports immediately after a disaster.

Once a project is approved, however, all three policy statements agree that standard Bank operational policies on procurement, consultants, and disbursement apply. OD 11.00 (1989) and OP 11.00 (2004) on procurement also make provisions for emergencies that allow for more flexibility in procurement procedures (as recommended in IEG 1998). They permit direct contracting without competitive bidding (single source) when this is the most appropriate course of action.

Loan reallocations

Not all emergency situations call for free-standing ERLs. Therefore, the Bank often uses loan reallocations to provide smaller amounts quickly after an emergency. All three policy statements recommend reallocation of existing loans. The advantage of this approach is that the projects are already approved, so funds can be quickly rededicated. Often those funds keep their broad sector dedication. For example, funds originally intended for school improvement have been reallocated to school reconstruction after an earthquake had de-

stroyed the schools. In other cases, projects have had slow-disbursing components that, after an emergency, have been reallocated to reconstruction purposes without regard to sector.

Redesign of projects not yet approved

Funds can also be made available after an emergency by redesigning projects not yet approved. All three policy statements propose redesigning projects to include components for disaster reconstruction.

Free-standing investment projects for mitigation

Another way to respond is through investments to prevent foreseeable disasters from occurring and/or limiting their destructive impact. Here, the three policy statements differ. The OPN discusses reducing vulnerability through investment and reconstruction projects, but it does not go as far as recommending free-standing mitigation projects. The OD also advocates including mitigation components in normal investment projects and ERLs, but goes one step further in proposing free-standing mitigation projects that are not to be processed as ERLs. The OP adheres to a similar approach.

All three policy statements discuss donor coordination. The OPN suggests that the Bank assist the borrower in coordinating donor efforts, especially in gathering information on damage assessment. It explains: “Coordination among government and international agencies is vital to avoid duplication of efforts, adoption of contradictory policies to guide reconstruction, neglect of areas that may be important to consider in the reconstruction strategy, and waste of resources.”

The OD emphasizes the Bank’s role in attracting and coordinating support from other donors. The UNDP and other international agencies as well as bilateral donors and local governmental organizations are mentioned as potential partners. It notes that they should be involved in designing prevention and mitigation programs.

The OP recommends coordinating with the International Monetary Fund on quick-disbursing components. It also proposes collaboration with the organizations noted under the OD to

design a recovery assistance strategy and specific prevention and mitigation programs.

required for a country to receive concessional assistance from the International Development

The Bank's Country Assistance Strategy (CAS) is supposed to synthesize the country situation, government priorities, Bank Group strategy, and Bank partner activities into a coherent program for future work together. For this study, CASs were reviewed to determine, for countries with significant disaster-related issues, whether these issues are reflected in their CASs.

A Poverty Reduction Strategy Paper (PRSP) is

Table A.1: Comparative Analysis of World Bank Policy Statements (continued)

**July 1984 Operational
Policy Note, No. 10.07 –
Guidelines for Bank Participation**

**November 1989
Operational Directive,
OD 8.50 –**

**August 1995
Operational Policy,
OP 8.50 –**

Table A.1: Comparative Analysis of World Bank Policy Statements (continued)

Category	July 1984 Operational Policy Note, No. 10.07 – Guidelines for Bank Participation in Reconstruction Projects after Disaster	November 1989 Operational Directive, OD 8.50 – Emergency Recovery Assistance	August 1995 Operational Policy, OP 8.50 – Emergency Recovery Assistance
<i>Donor coordination</i>	Bank experience may reinforce the government's capacity to coordinate efforts at all levels—local, national and international. Information gathering should be coordinated with the government and other donors. The Bank should avoid duplication of efforts, adoption of contradictory policies to guide reconstruction, neglect of areas that may be important to consider in the reconstruction strategy, and waste of resources.	The Bank can assist in attracting and coordinating reconstruction support from other donors. Collaboration with UNDP and relevant international agencies, local NGOs, and donors is often helpful in designing specific prevention and mitigation programs. The Bank can prepare a report to mobilize donor support.	Collaboration with the UNDP and other international agencies, local NGOs, and donors is often helpful in designing the recovery assistance strategy under an ERL and in designing specific prevention and mitigation programs.

This evaluation uses the IEG-World Bank (WB) objectives-based evaluation methodology in which performance is evaluated by measuring the Bank's progress toward its objectives. In a broad sense this involves the Bank's Mission Statement as well as OP, BP, and GP 8.50. In a more restricted sense, it concerns how well disaster response projects attain project-level objectives. The study draws heavily on completed and on

Box B.1: The Natural Disaster Portfolio: What Was Counted and What Was Not

The natural disaster portfolio review took into account all projects with any activity related to disasters, although it excluded many activities that have a non-disaster-related purpose, but that may also help to reduce the impact of disaster. For example, projects that build urban storm sewers or irrigation projects that improve drainage both have a positive impact in the event of disaster-related flooding. The study did not include such activities under the category of flood mitigation unless they were a direct response to a specific disaster event, or the wording in project documents specifically mentioned their contribution to disaster prevention.

post-1984 portfolio of disaster operations was analyzed for patterns and trends in the Bank's lending in this area. Work financed through trust funds was studied.

The study team created a database containing all the available information on Bank-financed disaster responses. This was analyzed to identify which activities have been undertaken most often along with project performance ratings, to determine where the Bank has been most successful, as well as where it needs to improve practice.

Inter alia, the information generated from a review of the full universe of projects indicates: What percentage of projects include balance of payments support? How many reconstruct public buildings, urban infrastructure, private enterprises, and/or family homes? An equally important focus of the database is an analysis of the activities and the lessons, and the results that they achieved.

The study conducted a review of the literature to inform the research and analysis processes with the findings of relevant academic and development agency research. Areas of consensus and controversy are identified, and issues and trends relevant to the Bank are explored. More specifically, the review report begins by outlining a short history of disaster response in Chapter 1. Chapter 2 discusses issues important to

understanding disaster risk, such as macroeconomic effects of disaster, vulnerability, the macroeconomic effects of disaster, factors that amplify disaster effects, the effects of recurring disasters, cities and vulnerability, and the connection between underdevelopment, poverty, and risk. Chapter 3 explores the business of reducing risk, including topics such as mitigation resources and financing, an integrated approach to risk reduction and integrating poverty reduction and development programs with disaster risk reduction programs. Chapter 4 deals with the business of transferring risk, including cost-spreading financial mechanisms—insurance, reinsurance, and microfinance. It also touches on the approaches to disaster of various development organizations, including the ADB, DFID, the IDB, and UN organizations, as well as the World Bank.

The study analyzed the elapsed time of three distinct periods of the project cycle, including the initial preparation time (from disaster date, when available,¹ to Board approval), first disbursement time (from Board approval to effectiveness date²), and implementation time (from effectiveness date to revised closing date).

The study examined the entire disaster portfolio as well as all Bank investments with the aim of identifying projects that contain at least two dates. The study then categorized the relevant projects into four groups: balance of payments (BoP) projects,³ Emergency Recovery Loan (ERL) projects, all natural disaster projects, and all projects Bankwide. Balance of payments projects were selected from only completed projects,⁴ while ERL projects, the disaster-related projects, and the entire portfolio of projects included both ongoing and completed projects. In other words, 15 projects comprised the full universe of the BoP group; 89 projects, the full universe of the ERL group; 459 projects, the full universe of the disaster projects group; and 4,503 projects, the full universe of the entire Bank portfolio approved between 1984 and 2005.

When analyzing the project preparation time period, disaster event and Board approval dates were found in 11 BoP projects, 52 ERL projects,

and 66 disaster-related projects; project concept dates (PCDs) and Board approval dates were identified in 4,322 projects. With respect to first disbursement times, Board approval and effectiveness times were available in 16 BoP projects, 79 ERL projects, 455 disaster-related projects, and 4,369 other projects. As for implementation times, effectiveness and revised closing dates were found in 7 BoP projects, 79 ERL projects, 435 disaster-related projects, and 4,503 other projects.

The study also examined the projected and actual completion times of the 303 completed projects found in the natural disaster portfolio. The study analyzed project timing using two approaches. First, it focused on the projected and actual completion times of projects with disaster-

survey of project beneficiaries in El Salvador. Under IEG supervision a team of surveyors conducted a survey of housing units (single-family homes and condominiums) built by the El Salvador Earthquake Reconstruction Project (L 2873) for low-income families affected by the earthquake. The draft survey instrument (see below) was developed in conjunction with the Ministry of Foreign Relations' Department of External Cooperation. The housing units surveyed covered the work of the four participating financial institutions: CREDISA, CASA, Atlacatl, and AHORROMET. The surveyors participated in the data analysis process. At the end of the analysis process, the team presented written and oral observations.

The survey included questions about householder characteristics, the housing unit and the surrounding neighborhood, and homeownership issues. The survey instrument is reproduced in Attachment 2 to this appendix.

On September 22, 2004, the IEG study team held a stakeholders' workshop with 19 NGO representatives participating in public-private partnership activities financed in part by the Gujarat Emergency Earthquake Reconstruction Project (GEERP). The conclusions the participants drew from their experience in response to the 2001 earthquake in Gujarat were summarized from detailed notes taken during the session. The document was used as a study Working Paper. The summary was shared with the participants, who were given the opportunity to comment and/or correct errors of fact or interpretation.

The study team performed desk studies on a selection of the projects identified by the portfolio review, with the intent of gaining an overview of the key events that take place during implementation of Bank-financed emergency projects. The study sample was selected to reflect the distribution of natural events to which the Bank most often responds as shown by the port-

folio review. And they were weighted toward projects implemented under the current policy.

A number of themes were explored. For instance, topics requiring a broader overview including the experience of other donors were examined: donor coordination partnerships, the use of disaster insurance, and other donors' experience, including approaches to loss reduction (in those countries most prone to disaster). Other topics included *inter alia* a review of disaster-related local institutional development, contingency finance, damage assessment, storm shelters, gender issues, and analysis of CASs.

Based on the Portfolio Review and the findings of the Desk Case Studies, five field case studies that were outliers for a variety of reasons were selected for extensive fieldwork. This work was done to see if the patterns identified for the full universe of projects held for: projects that were very large Bank-financed natural disaster assistance programs (earthquakes in Turkey); unusual topography where disaster damages sometimes reach a multiple of GDP (small island states in the Caribbean); the 100-year event (Hurricane Mitch in Central America); very large borrowers confronting the same events more than once (India, earthquakes and floods); frequently repeated Bank-financed projects for the same disaster type under successive policies (floods in Bangladesh); and a sixth case, which was done only as a desk study, examined loosely governed states and disaster interaction (tropical storms and floods in Mozambique).

A panel of experts in the field of development responses to natural disaster was convened to advise the study team and to review key evaluative documents and the final study report.

1. If there was something you did during the course of a natural disaster-related project that you consider best practice, please describe it here.
2. What types of project designs or activities, if any, should Bank-financed disaster lending or non-lending services avoid?
3. What types of disaster-related project designs or activities is the Bank particularly good at?
4. a. Is the Bank's disaster-related lending focused enough on the poor?

15. Do you believe that the majority of Bank-financed disaster projects achieve their disaster prevention/mitigation objectives?
- Yes
 - No
16. Emergency Recovery Loans are currently allotted 36 months for implementation. In a revision of OP 8.50 (Emergency Recovery Assistance) how many months would you allocate for implementation?
17. During the current revision of OP 8.50, what types of emergencies would be appropriate for the new policy to cover? (Please check all that apply):
- Epidemics/pandemics
 - Post-conflict
 - Conflict reduction
 - Failed states
 - Natural disasters
 - Technological disasters
 - Economic crises
 - Acts of terrorism
 - Other
- If other, please specify
18. What training should be provided to task managers new to disaster?
- A short disaster training course for all TMs
 - A mandatory training course for all task teams starting a disaster-related project.
 - A training course for only those task teams that request one.
 - No training is needed
 - Other
19. If there is something else that you would like to say about the effectiveness of Bank activities in the post-disaster context, please note it here.

Homeownership questions

		Number and percent
Did someone occupy this unit before you?	<i>Yes</i>	%
	<i>No</i>	%
What is your legal situation regarding this house?	<i>Owner</i>	%
	<i>Under contract</i>	%
	<i>Renting</i>	%
	<i>Occupying an abandoned house/ squatter</i>	%
N]TJ.211 0 TDom01 Tact		%

What worries you about this house?

Roof (houses)
 Nothing
 Quality of construction/materials/water
 infiltration
 Walls
 Interior space is too small
 High monthly payments
 Location
 Insecure/Vulnerable to criminals
 Plumbing
 Flooring
 Environmental pollution

What improvements have been made on this house?

None
 Replaced doors or windows
 Extra rooms
 Replaced roof
 Enlarged at least 1 room
 Dividing walls
 Added a second floor
 Replaced the flooring
 Security grill work

Name 3 things you like about this neighborhood

Mass transportation
 Low crime
 Central location
 Everything
 Quiet
 Basic services
 Green zone
 School nearby
 Nothing
 Neighbors
 Climate

Name 3 things that worry you about this neighborhood

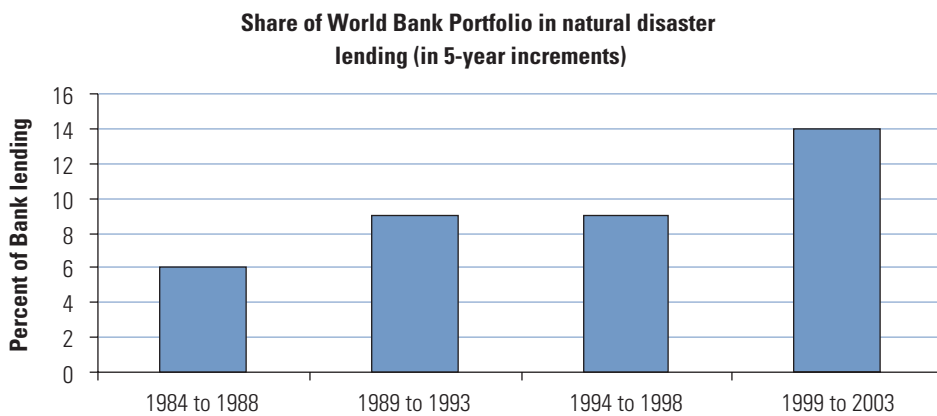
Nothing
 Potable water in short supply
 Risk of road or pedestrian accessibility to
 the community being lost
 Danger/risk
 Crime
 Contaminated river nearby
 Inadequate garbage collection
 Flooding
 Retaining walls
 Lack of play areas
 Lack of schools
 Everything
 Lack of street lights
 Poor quality materials in stairs/walkways

Colonia:

Pasaje:

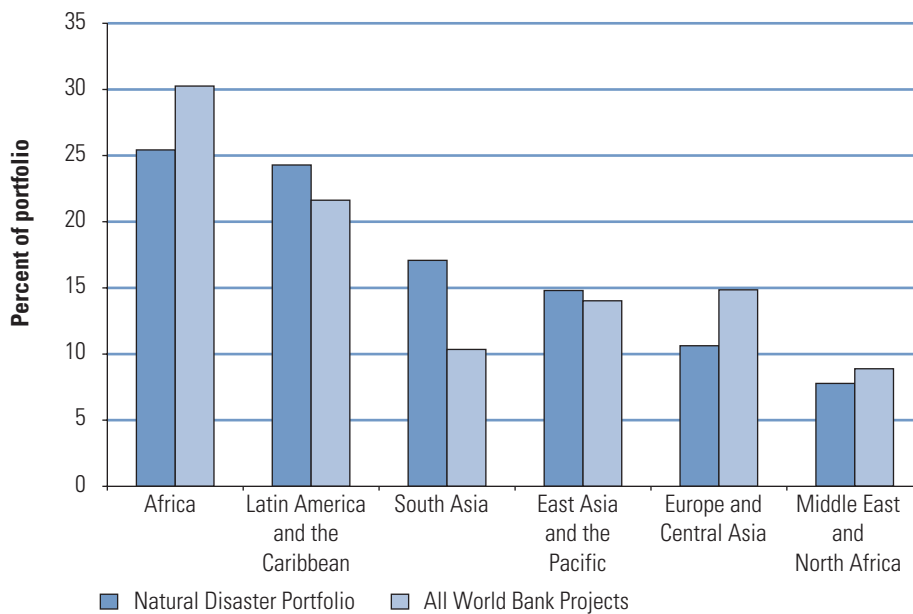
1. **¿Alguien ocupó la casa antes de usted?** SI NO
2. **¿Cuál es su situación referente a esta casa?**
 - Propietario Copromesa de venta Alquilado Ocupado casa abandonada
 - Otra
3. **¿Si es dueño, a nombre de quién está la escritura?**
 - Hombre Mujer Ambos No sé
4. **¿Cómo le afectó el terremoto de 1986?**
5. **¿Antes de pasar a esta casa, dónde vivió?**
 - En el campo En la ciudad capital Otra ciudad
6. **¿En su anterior vivienda, cuál era su situación?**
 - Propietario Copromesa de venta Alquilado Vivía con otros, sin pagar
 - Ocupado casa abandonada Dormitorio público Sircasa Otra
7. **¿Qué es lo que le gusta de esta casa?**
8. **¿Qué es lo que le preocupa de esta casa?**
9. **¿Qué mejoras le han hecho a la casa?**
10. **Mencione tres cosas que le gusta de este barrio:**
 - 1.
 - 2.
 - 3.
11. **Mencione tres cosas que le preocupa de este barrio:**
 - 1.
 - 2.
 - 3.

Figure C.1: Disaster Lending Has Increased as a Share of Bank Lending



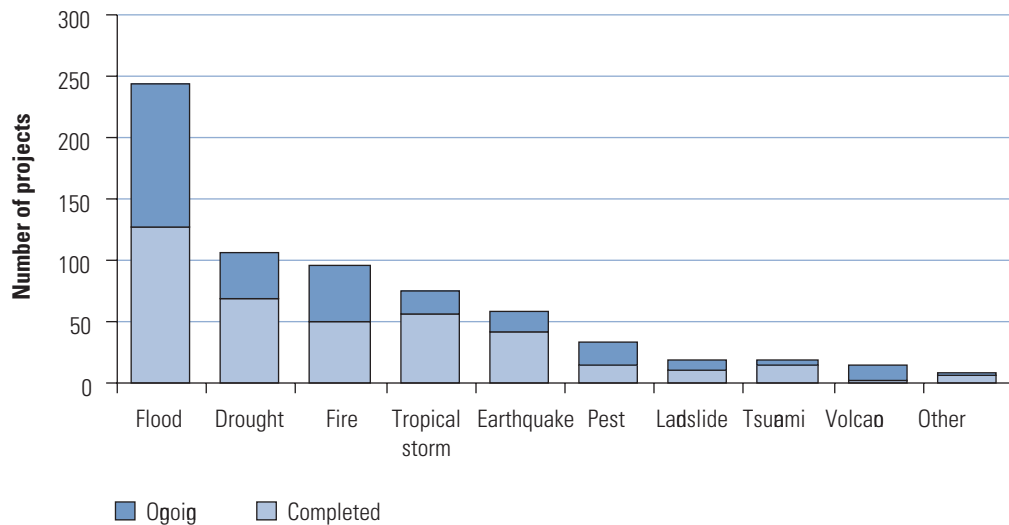
Source: World Bank data.

Figure C.2: Some Regions Have Natural Disaster Portfolios That Are Large Relative to Their Total Portfolios



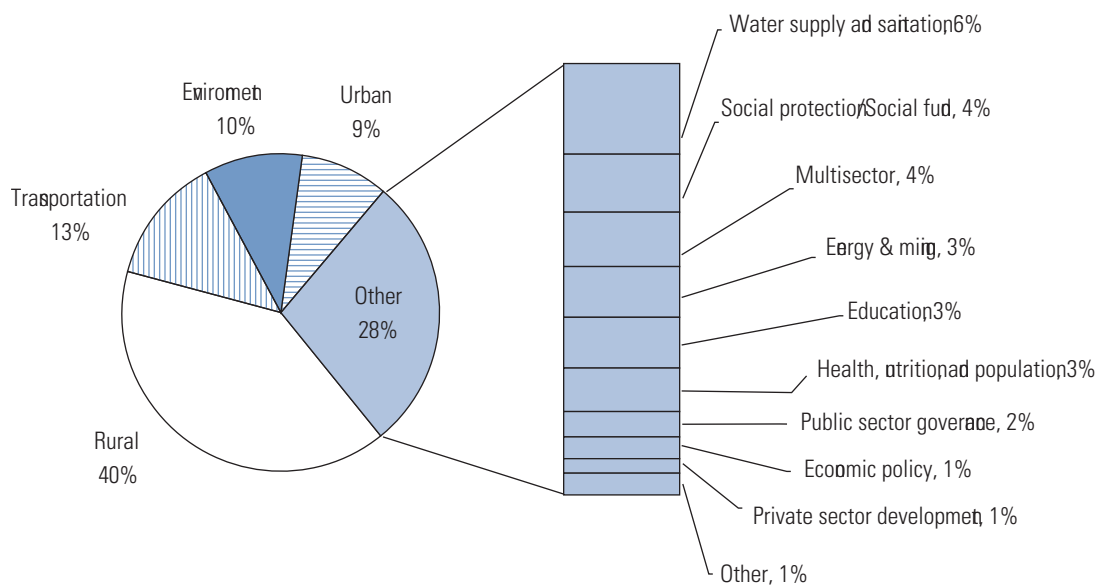
Source: World Bank data.

Figure C.3: The Bank Responds to Flooding More Often Than to Other Disaster Types

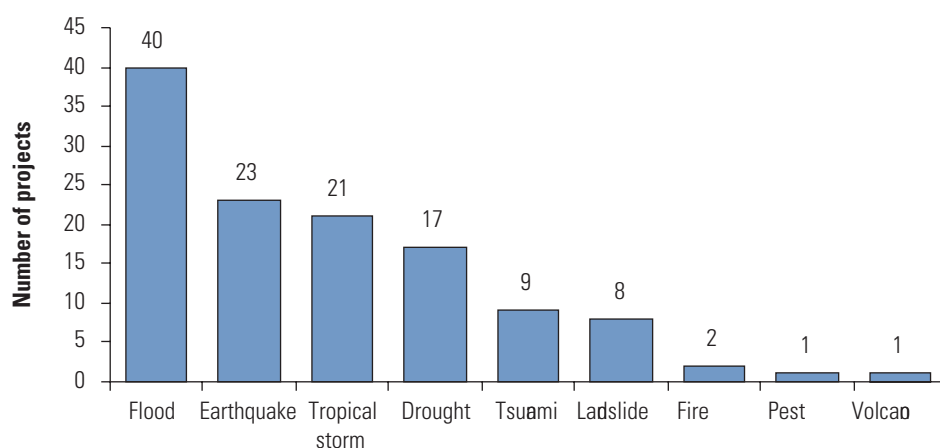


Source: World Bank data.

Figure C.4: The Rural Sector Implements the Largest Share of Projects



Source: World Bank data.

Figure C.5: ERLs Are Typically Used for Floods, Earthquakes, and Tropical Storms

Source: World Bank data.

Table C.1: Combined Loan Reallocations and Emergency Recovery Loans in Response to Major Natural Disasters (1984–2005)

Disaster	Project ID	Project name	Reallocation to the disaster (US\$ million)	Total allocations to the disaster (US\$ million)
2005 Greada	P092692	Hurricane Ivan Emergency Recovery - Phase IV – Project (ERL)	na.	10
Hurricane Ivan	P077682	Emergency Recovery Project	0.4	
	P069922	Emergency Recovery and Disaster Management Program Project	3	9.7
	P076715	HIV/AIDS Prevention and Control Project	1.3	
	P077759	OECS Education Development Project	5	
2004 Bangladesh	P050752	Post-Flood Recovery Assistance Program	na.	
Flood	P050752	Post-Literacy and Continuing Education for Human Development Project	14	
	P044876	Second Female Secondary School Assistance Project	15	200
	P044789	Private Sector Infrastructure Development Project	154	
	P041887	Municipal Services Project	15	
	P009468	and Aquatic Resources Management (Fourth Fisheries) Project	2	
2002 El Salvador	P067986	Earthquake Emergency Reconstruction and Health Services Extension Project (ERL)	na.	143
Earthquake	P041680	Secondary Education	31.9	
	P050612	Education Reform		35.2
	P007167	Agriculture Sector Reform and Investment Project	3.3	

(Table continues on the following page.)

Table C.1: Combined Loan Reallocations and Emergency Recovery Loans in Response to Major Natural Disasters (1984–2005) (continued)

Disaster	Project ID	Project name	Reallocation to the disaster (US\$ million)	Total allocations to the disaster (US\$ million)
2001 Gujarat Earthquake India	<i>P074018</i>	<i>Gujarat Emergency Earthquake Reconstruction (ERL)</i>	na.	443
	P009964	Haryana Water Resources Consolidation Project	37	
	P010455	Cataract Blindness Control Project	100.4	
	P010489	Andhra Pradesh First Referral Health System Project	7.5	
	P035827	Womara Child Development Project	46.4	
	P010566	Gujarat State Highway Project	97	416
	P010561	National Agricultural Technology Project	23.2	
	P010531	Reproductive and Child Health	23.2	
	P043728	Environment Management Capacity Building Technical Assistance Project	15.5	
	P035821	Second District Primary Education Project	23.2	
	P010522	Assam Rural Infrastructure and Agricultural Services Project	7.7	
	P010457	Family Welfare (Assam, Rajasthan and Karnataka) Project	7.8	
	P009977	Second Integrated Child Development Services Project	27.1	
	2001 Kenya Drought	<i>P071196</i>	<i>Emergency Energy Credit (ERL)</i>	na.
P001331		Arid Lands Resource Management Project	1.03	1.03
2000 Mozambique Floods and Cyclones	<i>P070432</i>	<i>Flood Emergency Recovery Project (ERL)</i>	na.	30
	P001804	Roads and Coastal Shipping Project	20	
	P042039	Railways & Ports Restructuring Project	2	
	P001792	Health Sector Recovery	unknown	
	P001786	Education Sector Strategic Program	unknown	
	P001797	Capacity Building: Human Resources Development Project	3.6	57.1
	P001781	Agricultural Services Rehabilitation and Development Project	21	
	P039015	National Water Development Project	5.5	
	P083263	Second National Water Development Project - Supplemental Credit	5	
P001806	Municipal Development Project	unknown		
2000 Colombia Earthquake	<i>P065263</i>	<i>Earthquake Recovery Project (ERL)</i>	na.	225
	P006854	Municipal Health Services Project	22.7	
	P006866	Secondary Education Project	50	93.7
	P006880	Agricultural Technology Development Project	15	
	P039291	Urban Environment Management Project	6	
1999 Turkey Marmara Earthquake	<i>P068368</i>	<i>Marmara Earthquake Emergency Reconstruction (ERL)</i>	na.	505
	P038091	Road Improvement and Traffic Safety Project	24	
	P009071	Turkish Electricity Authority (TEK) Restructuring Loan Project	unknown	
	P009064	Employment & Training	10.8	
	P009089	Basic Education Project	46	257.3
	P009095	Primary Health Care Services Project	14.5	
P009076	Second Health Project	100		

Table C.1: Combined Loan Reallocations and Emergency Recovery Loans in Response to Major Natural Disasters (1984–2005) (continued)

Disaster	Project ID	Project name	Reallocation to the disaster (US\$ million)	Total allocations to the disaster (US\$ million)
[Redacted content]				

Table C.1: Combined Loan Reallocations and Emergency Recovery Loans in Response to Major Natural Disasters (1984–2005) (continued)

Disaster	Project ID	Project name	Reallocation to the disaster (US\$ million)	Total allocations to the disaster (US\$ million)
1995 Algeria Earthquake	P038695	Mascara Emergency Reconstruction Project (ERL)	na.	51
	Unknown	Rehabilitation Loan (proposed)	150	
	P004963	Enterprise and Financial Sector Adjustment Loan Project	350	
	P004976	Housing Completion and Sector Development Project		
1994 Papua New Guinea Volcanic Eruption	P054238	Second Gazelle Restoration Project (APL)	na.	25
	P004386	Lad Mobilization Project	5.7	
	P004387	Public Sector Training Project	12.5	
	P004392	Education Development Project	5	
	P004381	Telecommunications Project	4	
1994 Madagascar Cyclone and Flood	P035914	Cyclone Emergency Rehabilitation (ERL)	na.	13
	P001507	Ports Rehabilitation Project	1.2	
	P001510	Highway Project	0.3	
	P001544	Economic Management and Social Action Program Project	0.9	
	P001515	Education Sector Reinforcement Project	3	
	P001512	Atananarivo Plain Development	0.3	
	P001520	Health Sector Improvement Project	2	
	P001583	Atananarivo Urban Works Project	0.4	
	P001522	Irrigation Rehabilitation Project	2	
1994 Zimbabwe Drought	P003330	Emergency Drought Recovery and Mitigation Project (ERL)	na.	150
	P003309	Third Power Project	90	
1993 Kenya Drought	P001369	Emergency Drought Recovery (ERL)	na.	20
	P001330	Animal Health Services Rehabilitation Project	2.5	
	P001317	Rural Services Design Project	2.75	
	P001300	National Agricultural Extension Project	3.7	
1992 Zimbabwe Drought	P003330	Emergency Drought Recovery and Mitigation (ERL)		150
	P003294	Urban Project	25	
	P003305	Agricultural Credit and Export Promotion Project	7	
	P003286	Railways Project	5	37
1992 Sudan Drought	P002645	Emergency Drought Recovery (ERL)	na.	16
	P002608	South Kordofan Agricultural Project	2	
	P002597	Agricultural Research, Extension and Training Project	1.5	
	P002640	Emergency Flood Reconstruction Project	3	
	P002613	Western Savannah Project	0.7	
1991 Bangladesh Cyclone and Flood	P009549	Coastal Embankment Rehabilitation (SIL)	na.	70
	P009435	BWDB Small Schemes Project		

Table C.1: Combined Loan Reallocations and Emergency Recovery Loans in Response to Major Natural Disasters (1984–2005) (continued)

Disaster	Project ID	Project name	Reallocation to the disaster (US\$ million)	Total allocations to the disaster (US\$ million)
	P009481	Fourth Flood Control and Drainage Project	30.50	30.50
	P009512	Second Small-Scale Flood Control, Drainage and Irrigation Project		
1991 India Cyclone	<i>P010362</i>	<i>Andhra Pradesh Cyclone Emergency (ERL)</i>	na.	210
	P009843	Andhra Pradesh, Irrigation I	41	41
1990 Yemen Flood	<i>P005896</i>	<i>Emergency Flood Reconstruction (ERL)</i>	na.	10
	P005874	Highway Project (04)	5	
	P005883	Highway Project (05)	2	9
	P005871	Education Project (04) – YDR	2	
1989 Jamaica Hurricane	<i>P007477</i>	<i>Emergency Reconstruction Import Loan (ERL)</i>	na.	30
	P007444	Fourth Power Project	4	4
	P007439	Water Supply and Sewerage Technical Assistance and Rehabilitation Project	unknown	unknown
1989 Bangladesh Cyclone and Flood	<i>P009541</i>	<i>Emergency Floods Rehabilitation III (ERL)</i>	na.	134
	P009447	Second Primary Education Project	21	
	P009458	Population Project	unknown	
	P009425	Rural Electrification Project	unknown	
	P009424	Ashuganj Thermal Power Project	unknown	
	P009512	Small-Scale Drainage and Flood Control Project (02)	42	146.38
	P009491	Rural Roads and Markets Improvement and Maintenance Project	18.5	
	P009487	Flood Rehabilitation Project (02)	25	
	P009419	Drainage and Flood Control Project (02)	4	
	P009451	Power Transmission and Distribution Project	11	
	P009458	Population Project (03)	8.1	
	P009491	Rural Roads and Markets Improvement and Maintenance Project	16.78	
1989 Nepal Earthquake	<i>P010326</i>	<i>Municipal Development and Housing Reconstruction (SIL)</i>	na.	42
	P010199	Primary Education Project	2.4	2.4
1989 Sudan Flood	<i>P002640</i>	<i>Emergency Flood Reconstruction Project (ERL)</i>	na.	75
	P002581	Blue Nile Pump Schemes Rehabilitation Project	22.1	24.1
	P002587	Gezira Rehabilitation Project	2	
1988 Bangladesh Flood	<i>P009487</i>	<i>Second Flood (Emergency) Rehabilitation (SIL)</i>	na.	25
	P009447	Primary Education Project	16.7	
	P009458	Population Project	32.5	
	P009443	Port, Electrification and Supplemental Assistance Projects	unknown	61.34
	P009424	Ashuganj Thermal Power Project	unknown	
	P009419	Drainage and Flood Control Project	12.14	

(Table continues on the following page.)

Table C.1: Combined Loan Reallocations and Emergency Recovery Loans in Response to Major Natural Disasters (1984–2005) (continued)

Disaster	Project ID	Project name	Reallocation to the disaster (US\$ million)	Total allocations to the disaster (US\$ million)
1988 El Salvador Earthquake	P007163	Earthquake Reconstruction (ERL)	na.	65
	P007156	Fourth Education Project	4.1	4.1
1988 Bhutan Pest	P009573	Forestry Development II (SIL)	na.	1
	P009569	Forestry Development Project	1.03	1.03
1988 India Drought	P009992	Drought Assistance (ERL)	na.	350
	P009828	National Bank For Agriculture and Rural Development (NABARD) Credit Project	100	100
1987 Yugoslavia Floods	P009217	Energy Conservation and Substitution Project	30	90
	P009231	Third Highway Sector Project	8	8
1986 Brazil Flood	P006417	Northeast Urban Flood Reconstruction (ERL)	na.	100
	P006324	NW Region Development Program (First Phase) Highway Project	60	60
1985 Madagascar Cyclone and Flood	P001524	Cyclone Rehabilitation Project (ERL)	na.	15
	P001524	Cyclone Damage Rehabilitation Project (01)	15	
	P001481	Education Project (02)	0.7	
	P001489	Water Supply and Sanitation Project (01)	2	18.2
	P001498	Highway Project (06)	0.5	
	P001484	Fifth Highway Project	unknown	
1985 Bangladesh Cyclone and Flood	P009488	Flood Rehabilitation (ERL)	na.	30
	P009392	Drainage and Flood Control Project	6.8	18.9
	P009419	Second Drainage and Flood Control Project	12.1	
1984 Mexico Earthquake and Flood	P007580	Lazaro Cardenas Industrial Port III (SIL)	na.	76
	P007723	Highway Rehabilitation and Safety Project	unknown	
1984 Colombia Earthquake	P006786	Popayan Region Earthquake Reconstruction (ERL)	na.	40
	P006754	First Urban Development Project	6.4	7.7
	P006761	Medium and Small Size Cities Water Supply and Sewerage Project	1.3	

Figure C.6: Outcome by Disaster Type

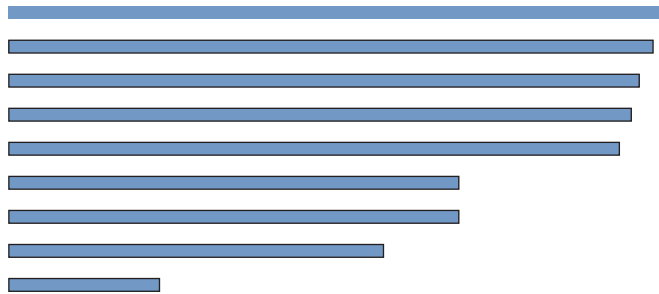
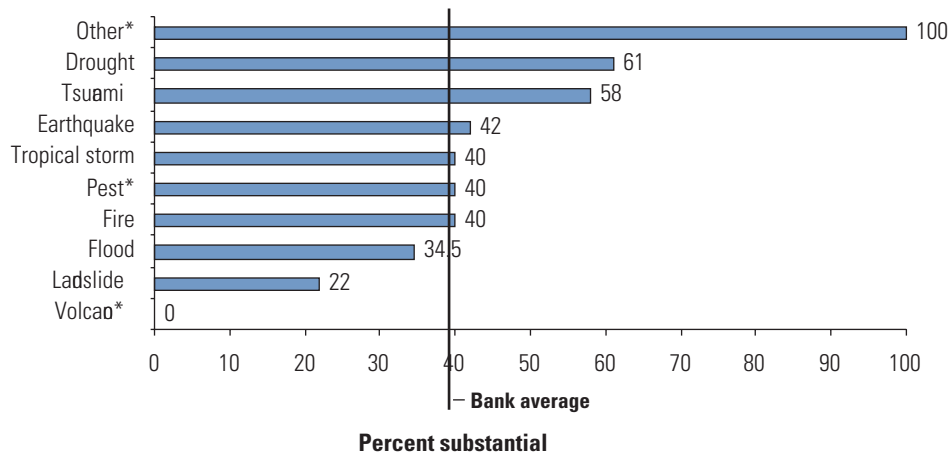
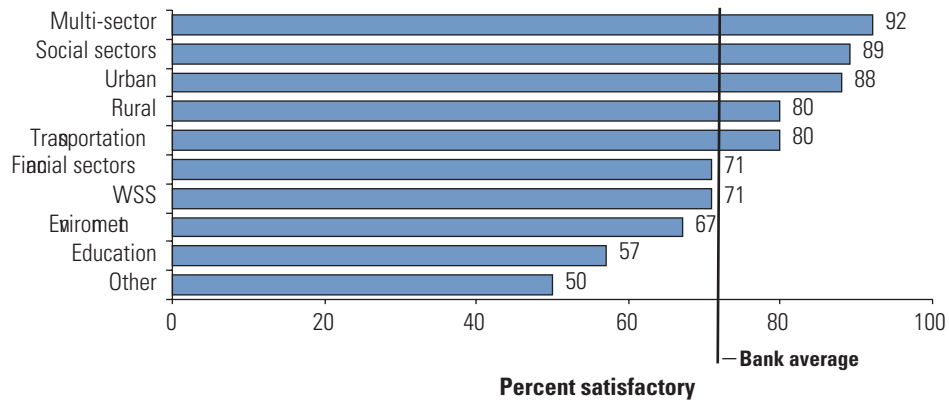


Figure C.8: Institutional Development Impact by Disaster Type



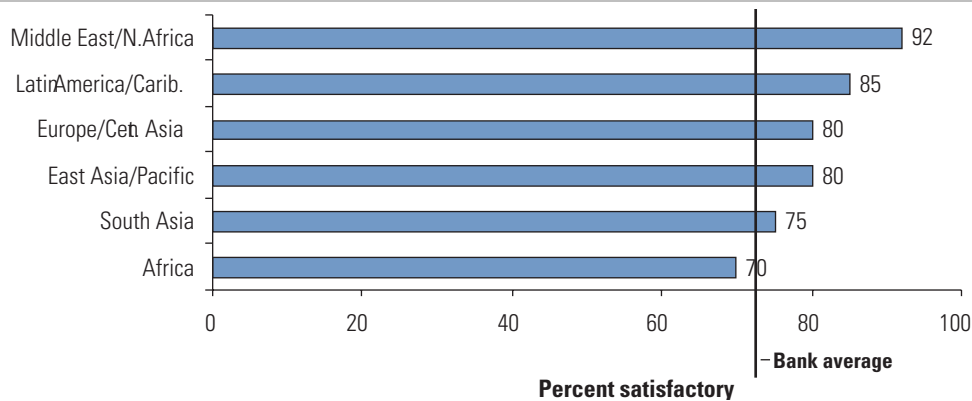
Source: IEG data.
 Note: * = fewer than 5 projects.

Figure C.9: Outcome by Sector



Source: IEG data.

Figure C.10: Outcome by Region



Source: IEG data.

Table C.2: Project Outputs and Outcomes

Positive results		Negative results	
Successful restoration of physical assets	115	Subsequent disaster lessened the project's impact	73
Successful mitigation activities	86	Unsuccessful mitigation activities	32
Successful institutional development/institutional objectives were met	48	Infrastructure reconstruction was not completed / not successful	2
Successful poverty alleviation	41	Problems with procurement had a negative impact	27
Research program was implemented	18	Lack of maintenance lessened the project's impact	22
Beneficiary contribution had positive impact	16	Shortfall in counterpart funding	22
Involvement of local community in mitigation activity	12	Conceptual failure during design	19
Successful distribution of project-financed inputs	12	Objectives not attained due to reallocation	18
Successful restoration of social assets	9	Research component not undertaken / not implemented	17
Training had positive results	9	Problems with distribution of resources, goods, or services	13
Reallocation of funds described as having led to a good result	8	Uncooperative posture of government ministry	13
Successful poverty alleviation	7	M&E incapable of identifying extent of reconstruction achievements	12
Dynamic staff influenced implementation positively	6	Unsuccessful institutional development	12
Successful resettlement	5	Cost recovery failed	9
M&E improved	4	Political interference	9
Positive impact on private sector	4	Unsuitable technical staff	9
Procurement was well managed	4	Failure to implement TA	7
Modifying eligibility criteria/scope during implementation was important	3	Implementation strategy not ready to implement	7
Project simplification was positive	3	Overambitious objectives	7
Successful distribution of cash subsidies	3	Neglect of stakeholders / vulnerable groups	6
Better maintenance introduced	2	Staff turnover had negative impact	6
Integration of disaster mitigation into projects in the respective country	2	Assessment data incomplete or inaccurate	5
Rapid Bank response had positive impact	2	Beneficiaries acted in unexpected ways	4
Root causes of environmental degradation addressed	2	Difficulties with land acquisition	4
Skills acquired by project implementers helpful for other projects financed by the Bank	1	Project scaled down due to slow implementation	4
Staff continuity had positive results	1	Root causes of environmental degradation not addressed	4
Successful damage assessment	1	Poor economic recovery	3
The Bank helped borrower leverage funds from other donors	1	Resettlement failed	3
		Reconstruction problems associated with pursuit of speed	2
		Target group missed	2
		Unsustainable local support/capacity	2
		Collected data were not analyzed	1
		Default by public agency partners	1
		Duplication of efforts with other donors	1
		Micro enterprise component not realized	1
		Other donors backed out with negative consequences for project achievements	1

Table C.3: How Other Donors Handle Natural Disasters

Issue	ADB	IDB
Do they have a disaster unit?	Planned	Yes
What is their organizational structure for disaster issues? ^b	A Disaster Unit is planned, and ADB is currently recruiting.	Decentralized network of DRM Focal Points. IDB has 36 disaster risk management focal points: 26 in the country offices and 10 in headquarters (2 in central departments-SDS; 1 in each of the three environment divisions of the operational departments; 1 in each of the Finance/Infrastructure divisions of the 3 operational departments; 2 in the country divisions). The center focal point provides training, facilitates regional dialogue, and provides support. The Sector Facility for Disaster Prevention (March 2001). Mainstreams instruments such as the project preparation checklists and indicators. They also conduct other training on risk management for staff, and provide special briefings for executive directors on instruments for disaster risk mitigation.
Do they have a policy that covers natural disasters?	Yes ^c "Rehabilitation after Disasters" (OM Sector 25) "Emergency Rehabilitation Assistance Loan for Small Developing Member Countries (DMCs)" (OM Sector 24, June 1998) "Disaster and Emergency Assistance" (OM Sector D7/BP, June 2004)	Yes March 1999: "Natural and Unexpected Disasters" (IDB Operational Policy 704) ^d A "Plan of Action" was created in March 2000 to put the "Natural and Unexpected Disasters" policy into motion. A new financing mechanism, the "Sector Facility for Natural Disaster Prevention" (see below) was created a year later. Gr 2339, the "Bank Action Plan for Improving Disaster Risk Management 2005-08." New IDB-wide action plan published in March 2005. This action plan includes dedicated DRM activities for 2005-2008 with trust fund support.
Do they implement natural disaster projects?	Yes	Yes
Do they have specialized instruments or ledig/graph tools?	Yes <i>Analytical instruments:</i> —Risk and Vulnerability Assessment	Yes Emergency Reconstruction Facility (ERF) ^f Created in November 1998, this stand-alone immediate

UNDP ^a	World Bank	EBRD	AfDB
Yes			
The Bureau for Crisis Prevention and Re-			

(Table continues on the following page.)

Table C.3: How Other Donors Handle Natural Disasters (continued)

Issue	ADB	IDB
	<p>—Watchdog Brief</p> <p>—Damage and Needs Assessment</p> <p><i>Assistance instruments:</i></p> <p>—Portfolio Restructuring and Use of Loan Savings</p> <p>—Emergency Assistance Loans (EALs)</p> <p>—Normal lending</p> <p>—Technical assistance for disaster and emergency</p>	<p>response facility (PR 806) is a financing window directed at improving the IDB's response time to natural disasters. The unit operates under a set of streamlined eligibility and approval procedures and callable resources to reach the country needed within the first few weeks after the disaster.⁹</p> <p>Emergency loans with flexible requirements for counterpart funding from the borrower (unlike their regular loans). National, provincial, state and municipal governments and autonomous public institutions are eligible to borrow from the IDB for disasters.</p>
Do they fund relief projects?	No	No
Do they fund reconstruction?	Yes	Yes
Do they reallocate existing funding to respond to natural disasters?	<p>Yes</p> <p>Portfolio restructuring and use of loansavings is included as part of the initial damage and needs assessment</p> <p>"...In special cases with particularly urgent rehabilitation needs, ADB may reallocate outstanding loan proceeds for rehabilitation purposes ... However, this option will not be detrimental to normal lending operations in the country and will be consistent with the government's priorities given the emergency."</p>	<p>Not executed by operational staff. Rather, it is decided at the institutional level, and if the objectives are altered, the project has to go again for approval. The original objectives are preserved as much as possible.</p> <p>Need to consider opportunity costs. How the reorienting is done is critical. For example, in El Salvador, all of the sectors were affected by the two earthquakes, and reorienting the country's portfolio made sense, given that the entire portfolio was affected.</p>
Do they invest in prevention preparedness, and/or mitigation?	Yes	Yes
		<p>Established a natural disaster network. First phase of a study on national systems and institutional mechanisms for the comprehensive management of disaster risk completed. Second phase will concentrate on Bolivia, Colombia, the Dominican Republic, and El Salvador.</p>

UNDP ^a	World Bank	EBRD	AfDB
<p>—access to TRAC 1.1.3 sudden response funds to the UN Resident Coordinator in the event of major natural disasters.</p> <p>—Technical assistance to carry out impact assessments and to design sustainable recovery and vulnerability reduction frameworks and programs.</p>	<p>Regular ledig</p> <p>Technical assistance</p> <p>Damage assessment</p> <p>Risk assessment</p>		
Yes ^b	No	No	Yes
Yes	Yes	No	No
Yes	<p>Yes</p> <p>The World Bank's Operational Manual considers a "major" reallocation as that reallocates over 5 percent of the loan or requires major changes in project description. Among 152 projects for which reallocated amounts could be identified, all but five were major reallocations that exceeded the 5 percent threshold. For more information see Chapter 2 of this report.</p>	No	No
Yes	Yes	No	No
<p>Early recovery initiatives, building mitigation and preparedness measures into the rebuilding process.</p> <p>Mainstreaming crisis prevention into its work using policy dialogue, staff training, and knowledge networking.</p> <p>Mainstreaming disaster reduction into development policy, strategies, plans and programs.</p>	<p>Number of mitigation activities in projects has grown with a shift from structural measures, which are still important, to non-structural measures such as institution building for hazard management, policy changes, the preparation of hazard management plans, land use plans, enforcement of building codes, and insurance.</p>		

(Table continues on the following page.)

Table C.3: How Other Donors Handle Natural Disasters (continued)

<p><i>Note:</i> ADB = Asian Development Bank; IDB = Inter-American Development Bank; UNDP = United Nations Development Program; EBRD = European Bank for Reconstruction and Development; AfDB = African Development Bank.</p> <p>a. http://www.udp.org/bcpr/disred/index.htm</p> <p>b. Bilaterals, such as DFID and USAID, also had disaster units. DFID has a team of seven experts, with a Humanitarian Response tutorial partnership staff spend part of their time focusing on natural disasters. There is also the Operation Team comprised humanitarian expertise such as needs assessment and appropriate responses. They have operational capacity as well, and thus provide on-the-ground assessment and also to support United Nations agencies (included are finance, logistics, and support staff (OFDA) employs approximately 25 disaster professionals in their regional teams, 11 in the technical assistance group, and 7 in</p> <p>c. http://www.adb.org/Documents/Manuals/Operations/om24.asp?p=aadb</p> <p>d. This policy is in force, but IDB is currently developing a new disaster risk management policy, which emphasizes risk management of risk analysis and management in IDB's lending operations. The policy encompasses activities that take place before, during,</p> <p>e. Some of EBRD's projects have been affected by natural disasters, but none is a disaster project, per se.</p> <p>f. Also referred to as the "Immediate Response Facility for Emergencies Caused by Natural and Unexpected Disasters."</p> <p>g. With the approval of the Executive Board, the president can approve a loan of up to \$100 million if it meets the eligibility loan through the ERF is \$20 million. The ERF provides for a investment loan with a fixed positive list of 10 items for recovery (rubble clearance). Must disburse in 9 months, or all remaining will be cancelled in 2 months. This avoids wrapping immediate and more time.</p> <p>h. The UNDP "picks up where humanitarian relief leaves off" and supports early recovery initiatives by building mitigation</p>	<p>and Risk Reduction Team leader. In addition six staff of 24 Crown Agents staff that are contracted to provide can be deployed in the aftermath of a disaster to</p> <p>f). USAID's Office of Foreign Disaster Assistance the evaluation and planning team.</p> <p>ment capacity building, and calls for the mainstreaming and after an emergency occurs.</p> <p>criteria. Otherwise, the maximum amount for an individual y that do not require complex or long-term decisions (e.g., needs with other goals that require careful planning</p> <p>d preparedness measures in the rebuilding process.</p>
--	---

A survey of World Bank task managers was conducted in September and October 2004 to gather insights gleaned from the staff's experience working on natural disaster recovery and reconstruction projects. This section presents a summary of the answers obtained from the 19 questions originally posed in the survey.

To organize and summarize data, responses

- Importance of rapid project preparation (2)
- How to establish an implementation unit (2)
- Bank-financed relief and consumption (2)
- Handle safeguards parallel to implementation (1)
- Financial service products for rural areas (1).

Twenty-seven task managers responded to this question. Some focused on what activities the Bank should support instead of stating what activities the Bank should avoid. The activities to be avoided include:

- Financing relief (5)
- Policy-related conditionality (4)
- Multisector programs (3)
- Designing overly ambitious disaster management institutions (3)
- Duplication of efforts with other donors (2)
- Creating new implementation units (1)
- Loan reallocation (1)
- Cash transfer to individuals (1)
- Activities that perpetuate a "hand-out" mentality (1)
- Social sector work (1)
- Budget support (1)
- Too many components in a project (1)
- Undermining sector strategy (1)
- Using ERLs and instead focusing on loan reallocation (1).

It is important to note that while three respondents thought that the Bank should avoid financing relief, one respondent supported the notion that the Bank should finance relief if necessary. He stated: "[The Bank] can't finance immediate disaster relief, which is mandate of other agencies. However, some flexibility is needed here; for instance, if medicines and blankets are needed, [the Bank should] finance them." Another task manager cited financing relief (blankets, nutrition kits, water purification tablets, and the like) as a best practice example (see above, question 1).

Twenty-six task managers responded to this question. Their responses were categorized in the following way:

- Infrastructure reconstruction (12)
- Designing and implementing complex projects (5)
- Mitigation activities (4)
- Post-disaster assessments (3)
- Early capacity building and fiduciary support (2)
- Reacting with flexibility to a crisis using demand-driven projects (2)
- Balance of payment loans, supplemental loans, and reallocation (2)
- Donor coordination (1)
- Rehabilitation of social services (1).

When asked in what areas the Bank should increase its focus, the staff's answers were as follows:

- Outsourcing projects to NGOs (2)
- Developing insurance schemes (1)
- Making broader use of ERLs (1)
- Simplifying procurement procedures (1)
- Establishing strong project management (1)
- Introducing independent monitoring and evaluation (1)
- Establishing effective Bank teams (1)
- Improving mitigation measures (1).

3. I am not sure if the Bank should focus more on disaster prevention or mitigation? /

Yes: 18
 No: 11
 No response: 5

Twenty-six task managers responded to this question and offered the following suggestions:

- Developing comprehensive prevention and mitigation programs (7)
- Placing more emphasis on supporting rural areas (4)
- Supporting livelihood and using local labor (4)
- Focusing more on community-based approaches (4)
- Undertaking poverty analysis (4)
- Involving NGOs (2)
- Promoting trade and industry to increase growth (1)
- Including social capital restoration (1)
- Reconstructing basic infrastructure (1)
- Focusing grants from bilateral and other donors on poverty alleviation (1).

Twenty-six task managers responded to this question some providing more than one answer.

Addressing the coordination with other agencies for disaster prevention the responses included the following:

- Mainstream cooperation in everyday work (8)
- Strengthen the Bank's Hazard Mitigation Unit (3)
- Use agencies that are politically and socially closer to the affected people (1).

With respect to the coordination with other agencies for disaster response, task managers had the following to say:

- Strengthen the government to better respond to natural disasters (5)
- Prepare a common strategy (5)
- Broad communication is important (4)
- The Bank should take the lead in project preparation (3)
- Mutual training and knowledge transfer (2)

- Organize joint assessment mission (2)
- Create a permanent multi-donor task force for disaster response (1)
- Let other agencies be responsible for implementation (1).

6.

Twenty-five task managers responded to this question. While most answers addressed damage assessment, some focused on the related needs assessment.

- Help build in-country capacity for data collection prior to the disaster (7)
- Speed is more important than accuracy (6)
- Involve the government and NGOs for damage assessment (5)
- Take into account that damage is usually overestimated in the beginning (2)
- Professional multisectoral teams are needed (2)
- The Bank should use accelerated internal procedures to facilitate swift damage assessment (1)
- Pay less attention to social and more to legal, institutional, and technical issues (1)
- Distinguish between neglected maintenance and damage (1)
- Identify measures to prevent future damage (1)
- The Bank should rely more on expert agencies such as the Economic Commission for Latin America and the Caribbean (ECLAC) (1)
- Assess what withstood the disaster (1)
- Use digital cameras to document the damage to private property (1).

For those respondents who discussed needs assessments, their answers were as follows:

- Deal with unrealistic expectations early on (3)
- High-quality needs assessment is important (3).

Twenty-two task managers provided relevant information on this question. They identified the following activities:

- Activities at the local level (8)
- Activities with benefits for individual beneficiaries (4)
- Providing beneficiaries with information (4)
- Consultation with beneficiaries (4)
- Participation in housing reconstruction (3)
- Developing a suitable early warning system (1)
- Formulation of a safety net (1)
- Activities on the policy level (1)
- Quality monitoring (1)
- Disaster management courses for mayors and government officials (1)
- NGO-led activities (1).

According to the respondents, beneficiary involvement was deemed useful during the following phase:

- During the relief phase (1)

- During project identification (1)
- During the project planning phase (1)
- During the reconstruction phase (1).

. *i i* , *i* , *i i* *i i i*
i i - *i* ?

Sixteen task managers responded to this question. Five of them did not see beneficiary participation as counterproductive. The eleven task managers who indicated some form of counter-productivity provided the following examples:

- When projects involve beneficiaries in damage and needs assessment, which might cause small-scale corruption (4)
- When projects involve beneficiaries in managing and distributing emergency assistance (1)
- When authorities are corrupt (1)
- Staff lack motivation and good communication with the public (1) [TJTW [(•)-599.99.8] (stirring beneficiaries and on the

providee mmevciet whataeengroupideid to the followidicagoiaries:

- develop good communication strategies (1) [TJ0 -1.3 TD0.0101 Tc0.0001 Tw [(•)-599.Emeswsteixampmevcowim industries
- provide moral support (1)
- 1) • promote the government (1)

t

0 . i i ?

All eight respondents that used the HMU commented on its helpful assistance in the following areas:

- Providing advice (7)
- Providing project documentation/ institutional memory (4)
- Maintaining consultant database (2)
- Offering other support (1).

0 . i i i i i ?

Six of the eight task managers that used the HMU provided comments on additional services the HMU could provide. These services included the following:

- Topics for disaster-risk management courses (2)
- Seed funding for supervision (1)
- Knowledge sharing services (1)
- Technical assistance (1)
- Additional staff for the HMU (1).

0 3. i i i i ?

Four of the eight task managers that used the HMU provided ideas on how to improve its services, including:

- Providing more assistance in designing prevention policies (1)
- Offering more training (1)
- Organizing a more active thematic group (1)
- Promoting adjustments of the Bank's ERL guidelines (1)
- Using mitigation as a safeguard and mainstream it in regular lending activities (1)
- Promoting the Bank's operational experience in conferences around the world (1).

0 . i i ?

Three task managers that had not used the HMU suggested the following types of support:

- Provide advice and technical and procedural assistance (5)
- Provide support in damage and needs assessment (4)
- Combine the different emergency facilities into one (1)
- Increase HMU's visibility within the Bank (1).

. , i i i - ?

Twenty-two task managers responded to this question. They raised the following issues that contribute to delays:

- Procurement and disbursement issues (15)

- Delays related to institutional arrangements within the implementing agencies (5)
- Political reasons (3)
- Safeguard issues (2)
- Lack of effectiveness conditions (1)
- Lack of Bank management support (1)
- Lack of disaster relief institution in the country (1)
- Lack of seed money (1)
- Project start up (1).

19. *What are some ways to avoid delays between Board approval and effectiveness?*

Nineteen task managers provided ideas on how to avoid delays between Board approval and effectiveness:

- Simplify procurement guidelines (4)
- Develop simple project designs (4)
- Provide seed money (3)
- Generate ideas on how to overcome political hurdles in the country (3)
- Set up an implementation unit under the umbrella of the highest level of management (2)
- Set up strong implementation teams (2)
- Change legal requirements (2)
- Overcome lack of in-country capacity (1)
- Establish disaster prevention and relief organization (1)
- Relax effectiveness conditions (1).

20. *What are some ways to improve the effectiveness of disaster prevention and relief activities?*

Twenty-three task managers answered this question. Their responses offered a broad range of advice:

- Strengthen prevention activities (17)
- Change Bank procedures (5)
- Innovation in providing relief (4)
- Lead directly to local authorities (3)
- Focus on capacity building (2)
- More research and best practice examples for disaster management (2)
- Combine the Bank's different emergency facilities for hazards, civil war, and LICUS into one (1)
- Use direct budget support instrument (1).

21. *What are some ways to improve the effectiveness of disaster preparedness activities?*

Nineteen task managers answered this question. Their thoughts covered a number of areas, including:

- Research and advisory activities (7)
- Use different financing mechanisms (6)
- Provide more grant-based funding / seed funds to speed up project preparation and reduce vulnerability (5)
- Increase knowledge sharing and awareness (4)
- Increase safety in privately owned houses and apartment buildings (2)

- Offer relief coordination and management services (2)
- Increase safety (2).

Fourteen task managers responded to this question. Their comments were as follows:

- Change ways of disaster financing (6)
- Create incentives, plans, and economic instruments for prevention (3)
- Simplify the current policy (2)
- Develop a future policy that is more explicit on safeguards (2)
- Consider financing relief (2)
- Develop emergency procedures for project implementation not only for preparation (1)
- Create separate policies for natural disasters, post-conflict situations, and so on (1).

Yes: 14

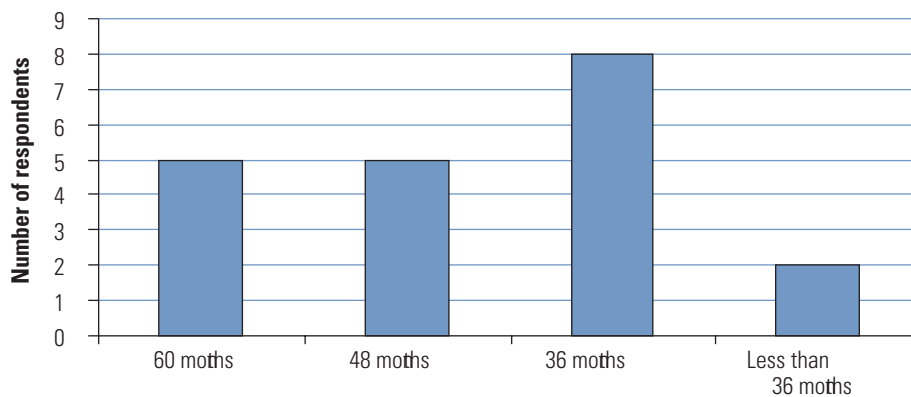
No: 10

No response: 10

6.

Average:	43.5
Did not respond	9
60 months	5
48 months	5
36 months	8
Less than 36 months	2
No ERLs	1

Figure D.1: Suggested Implementation Time for ERLs



. *i* *i i* . 0, *i*
i *i* ? ().

Twenty-seventask managers answered this questionad provided the followig feedback:

Epidemics/pademics:	17
Post-coflict:	20
Coflict reduction	10
Failed states:	6
Natural disasters:	24
Technological disasters:	14
Economic crises:	8
Acts of terrorism:	6
Other:	5
No response:	7

IEG fielded a mission to El Salvador in September 2003 to review the results of the El Salvador Earthquake Reconstruction Project (L2873-ES) and to conduct a survey with the beneficiaries of the emergency housing component. The survey examined project impacts seven years after the loan closed. A total of 918 housing units were visited in greater El Salvador (including Apopa and San Tecla). In six neighborhoods of single-family homes, surveyors visited 753 units, and in four neighborhoods of multistory condominium buildings, surveyors visited 165 families. Table D.1 shows the response rate.

A team of four surveyors conducted the survey under IEG supervision. The following

survey instrument was developed in conjunction with the Ministry of Foreign Relations' Department of External Cooperation. The housing units surveyed covered the work of the four participating financial institutions: CREDISA, CASA, Atlacatl, and AHORROMET. It was not possible to use random sampling. In many areas housing was not numbered and streets had no visible name. It also was not possible to find maps of the communities.

Surveyors were unwilling to enter a number of communities for safety reasons, and government informants concurred that the risk was as great as the surveyors described. The surveyors stayed in visual contact with each other at all times, going to all the units on every street or floor. A vehicle was placed at the disposition of the survey team, and the driver assisted with the monitoring of gang activity. Work in each community ended when the survey team or the driver felt endangered, or at the end of the working day. The surveyors participated in the data analysis process. At the end of each day, there was a debriefing with the task manager. At the end of the analysis process, the team presented written and oral observations.

Table D.1: General Survey Information

	Number	Percent
Housing units visited	918	
Consent to be interviewed	465	51
Abandoned/uninhabited units	89	10
Declined to be interviewed	364	39

Table D.2: El Salvador Survey: Responses from Individual Neighborhoods

	Bosque de Prusia	Los Almendros	Los Naranjos	Monte Carmelo	Res. Europa	Resid. San Lucas	Condo America	Condo el Bosque	Condo Marconi	Condo San Miguelito
Condo/casa	casa	casa	casa	casa	casa	casa	codo	codo	codo	codo
General interview info	103	149	121	146	129	105	60	33	48	22
Number of houses visited										
Percentage interviewed	43.7	64.4	66.9	47.9	51.2	51.4	30.0	42.4	22.9	45.5
Percentage of nonrespondents (sum of next two)										
	56.3	35.6	33.1	52.1	48.8	48.6	70.0	57.6	77.1	54.5
Percentage of abandoned/uninhabited units										
	7.8	4.7	14.9	11.0	18.1	18.1	6.7	21.2	16.7	9.1
Percentage of inhabited but nonrespondent units										
	48.5	30.9	18.2	41.1	49.0	30.5	63.3	36.4	60.4	54.5
	Percent									
1. Alguien ocupo la casa antes de usted?										
si	35.6	38.5	37.0	30.0	19.7	31.5	44.4	35.7	33.3	20.0
no	64.4	61.5	63.0	70.0	80.3	68.5	55.6	64.3	66.7	80.0
2. Cual es su situacion referente a esta casa?										
propietario	79.5	86.6	75.3	77.1	46.2	81.8	37.5	84.6	72.7	90.0
con promesa de venta	0.0	5.2	3.7	0.0	7.7	1.8	0.0	0.0	0.0	0.0
alquilando	20.5	7.2	16.0	10.0	46.2	10.9	50.0	15.4	27.3	10.0
ocupando casa abandonada	0.0	1.0	4.9	12.9	5.5	5.5	12.5	0.0	0.0	0.0
3. Si es dueño, a nombre de quien esta la escritura?										
hombre	47.2	51.8	50.0	75.9	27.3	45.5	33.3	66.7	50.0	66.7
mujer	50.0	42.2	46.7	22.2	37.9	47.7	16.7	33.3	50.0	33.3
ambos	2.8	2.4	0.0	1.9	1.5	0.0	11.1	0.0	0.0	0.0
no se	0.0	3.6	3.3	0.0	33.3	6.8	38.9	0.0	0.0	0.0
4. Antes de pasar a esta casa, donde vivió?										
campo	4.4	10.4	7.4	10.0	10.6	9.3	5.6	0.0	0.0	0.0
ciudad capital	68.9	64.6	75.3	62.9	66.7	75.9	61.1	92.9	81.8	70.0
otra ciudad	26.7	25.0	17.3	27.1	22.7	14.8	33.3	7.1	18.2	30.0
5. En su anterior vivienda, cual era su situacion?										
propio	35.6	17.7	27.2	28.6	25.8	33.3	11.1	7.1	9.1	10.0
con promesa de venta	2.2	0.0	0.0	0.0	0.0	0.0	0.0	0.0	0.0	0.0
alquilan	46.7	71.9	54.3	64.3	60.6	53.7	61.1	85.7	72.7	90.0
vivio con otros sin pagar	15.6	10.4	18.5	4.3	10.6	9.3	11.1	0.0	18.2	0.0
ocupando casa abandonada	0.0	0.0	0.0	0.0	0.0	0.0	0.0	0.0	0.0	0.0
dormitorio publico	0.0	0.0	0.0	0.0	0.0	1.9	0.0	7.1	0.0	0.0
sin casa	0.0	0.0	0.0	0.0	0.0	0.0	0.0	0.0	0.0	0.0
otra	0.0	0.0	0.0	2.9	3.0	1.9	16.7	0.0	0.0	0.0

Table D.3: El Salvador Survey: Ranked Response Questions

Bosque Prusia		Los Almendros		Los Naranjos	
6. Como le afecto el terremoto de 1986?					
G. erada/o se acuerda	24	B. perdida de vivienda	51	B. perdida de vivienda	40
A. daos a la vivienda	13	G. erada/o se acuerda	22	G. erada/o se acuerda	28
B. perdida de vivienda	5	A. daos a la vivienda	20	A. daos a la vivienda	11
C. perdida de efectos personales	3	F. dao psicologico	7	C. perdida de efectos personales	1
F. dao psicologico	2	C. perdida de efectos personales	5	D. perdida de urfamiliar	1
D. perdida de urfamiliar	0	E. heridas	3	F. dao psicologico	1
7. Que es lo que le gusta de esta casa?					
A. ubicacion	16	E. todo	33	E. todo	24
D. es propio	15	I. Privacidad	16	D. es propio	14
E. todo	13	B. tamaño de casa	13	A. ubicacion	13
G. comodo/acogedor	7	C. tamaño de terreno	9	F. ada	8
F. ada	6	F. ada	8	I. Privacidad	5
I. Privacidad	5	H. accesibilidad	7	B. tamaño de casa	4
C. tamaño de terreno	2	D. es propio	5	C. tamaño de terreno	3
B. tamaño de casa	1	A. ubicacion	1	G. comodo/acogedor	0
H. accesibilidad	0	G. comodo/acogedor	1	H. accesibilidad	0
8. Que es lo que le preocupa de esta casa?					
I. Nada	24	A. techo (casas)	29	A. techo (casas)	22
A. techo (casas)	22	I. Nada	21	I. Nada	18
G. espacio interior muy pequeno	12	B. paredes	20	C. calidad de construccion/ materiales/filtracionde agua	4
B. paredes	7	E. cuota alta	15	E. cuota alta	3
J. ubicacion	3	C. calidad de construccion/ materiales/ filtracionde agua	13	G. espacio interior muy pequeno	3
C. calidad de construccion/ materiales/ filtracionde agua	2	F. iseguridad/etrada de ajeos	5	B. paredes	1
D. piso	0	G. espacio interior muy pequeno	3	H. plomeria	1
E. cuota alta	0	J. ubicacion	2	K. cotamiaciondel medio ambiente	1
F. iseguridad/etrada de ajeos	0	D. piso	0	D. piso	0
H. plomeria	0	H. plomeria	0	F. iseguridad/etrada de ajeos	0
K. cotamiaciondel medio ambiente	0	K. cotamiaciondel medio ambiente	0	J. ubicacion	0
9. Que mejoras le han hecho a la casa?					
E. ampliacionde cuartos	22	H. ada/o	35	H. ada/o	32
H. ada/o	21	G. cambio de puerta/vetaa/ balcon instalacionde defensas	32	A. Cuartos extras	19
F. cambio de techo	10	F. cambio de techo	22	G. cambio de puerta/vetaa/ balconinstalacionde defensas	13
A. Cuartos extras	9	A. Cuartos extras	13	B. muros divisores	8

Monte Carmelo		Res. Europa		San Lucas	
B. perdida de vivienda	33	B. perdida de vivienda	31	G. erada/o se acuerda	22
G. erada/o se acuerda	23	G. erada/o se acuerda	18	B. perdida de vivienda	19
A. daos a la vivienda	11	A. daos a la vivienda	8	A. daos a la vivienda	12
F. dao psicologico	1	C. perdida de efectos personales	2	F. dao psicologico	2
C. perdida de efectos personales	0	D. perdida de urfamiliar	0	D. perdida de urfamiliar	1

Table D.3: El Salvador Survey: Ranked Response Questions (continued)

Bosque Prusia		Los Almendros		Los Naranjos	
G. cambio de puerta/ventana/balcon instalacion de defensas	6	E. ampliacion de cuartos	10	F. cambio de techo	4
B. muros divisores	5	I. Cambio de piso	4	C. verjas	2
C. verjas	4	B. muros divisores	1	E. ampliacion de cuartos	2
D. segunda planta	4	C. verjas	0	D. segunda planta	0
I. Cambio de piso	1	D. segunda planta	0	I. Cambio de piso	0
10. Mencione 3 cosas que le gusta de este barrio					
C. transporte colectivo	23	I. Poca delincuencia	44	A. todo	20
K. el clima	18	C. transporte colectivo	37	C. transporte colectivo	18
H. apartado de ruidos	16	G. cetrico	22	D. servicios basicos	16
G. cetrico	15	F. los vecinos	21	E. escuela cerca	12
A. todo	14	J. zona verde	21	F. los vecinos	6
I. Poca delincuencia	14	B. nada	14	H. apartado de ruidos	6
D. servicios basicos	11	D. servicios basicos	6	I. Poca delincuencia	6
E. escuela cerca	8	H. apartado de ruidos	5	J. zona verde	6
F. los vecinos	5	A. todo	2	B. nada	4
J. zona verde	3	E. escuela cerca	0	G. cetrico	4
B. nada	2	K. el clima	0	K. el clima	1
11. Mencione 3 cosas que le preocupa de este barrio					
H. nada	14	A. riesgo de inundacion	55	H. nada	26
E. las maras/delincuencia	13	C. mal servicio de agua potable	45	B. rios contaminados	22
B. rios contaminados	7	M. Crime	24	C. mal servicio de agua potable	14
C. mal servicio de agua potable	6	L. Lack of Schools	16	E. las maras/delincuencia	12
D. basura (servicios)	6	G. aguas lluvias erpasajes	10	D. basura (servicios)	11
F. alumbrado publico	4	E. las maras/delincuencia	5	M. Crime	9
M. Crime	4	H. nada	5	F. alumbrado publico	7
I. Todo	3	I. Todo	3	J. muros de coteccion	4
G. aguas lluvias erpasajes	1	D. basura (servicios)	1	N. Lack of play areas	4
A. riesgo de inundacion	0	F. alumbrado publico	1	G. aguas lluvias erpasajes	1
J. muros de coteccion	0	B. rios contaminados	0	I. Todo	1
K. Poor Quality Materials	0	J. muros de coteccion	0	A. riesgo de inundacion	0
Condo. America		Condo. El Bosque		Condo. Marconi	
4. Como le afecto el terremoto de 1986?					
B. perdida de vivienda	10	B. perdida de vivienda	10	B. perdida de vivienda	6
G. erada/o se acuerda	9	F. dao psicologico	2	G. erada/o se acuerda	3
A. daos a la vivienda	0	G. erada/o se acuerda	2	A. daos a la vivienda	1
C. perdida de efectos personales	0	A. daos a la vivienda	1	C. perdida de efectos personales	0
D. perdida de urfamiliar	0	C. perdida de efectos personales	0	D. perdida de urfamiliar	0
E. heridas	0	D. perdida de urfamiliar	0	E. heridas	0

Monte Carmelo		Res. Europa		San Lucas	
B. muros divisores	4	E. ampliacion de cuartos	7	C. verjas	0
E. ampliacion de cuartos	2	B. muros divisores	5	D. segunda planta	0
I. Cambio de piso	1	C. verjas	1	E. ampliacion de cuartos	0
C. verjas	0	D. segunda planta	1	F. cambio de techo	0
D. segunda planta	0	I. Cambio de piso	1	I. Cambio de piso	0
C. transporte colectivo	40	H. apartado de ruidos	22	G. cetrico	6
I. Poca delinquencia	34	C. transporte colectivo	16	H. apartado de ruidos	4
G. cetrico	19	E. escuela cerca	13	A. todo	1
J. zona verde	13	I. Poca delinquencia	12	B. nada	1
H. apartado de ruidos	12	D. servicios basicos	10	D. servicios basicos	1
A. todo	10	G. cetrico	10	E. escuela cerca	1
B. nada	9	B. nada	8	K. el clima	1
E. escuela cerca	7	A. todo	7	C. transporte colectivo	0
D. servicios basicos	4	K. el clima	6	F. los vecinos	0
F. los vecinos	4	F. los vecinos	2	I. Poca delinquencia	0
K. el clima	1	J. zona verde	2	J. zona verde	0
H. nada	23	H. nada	27	D. basura (servicios)	14
J. muros de coteccion	11	G. aguas lluvias erpasajes	22	H. nada	14
E. las maras/delinquencia	6	J. muros de coteccion	15	A. riesgo de inundacion	12
B. rios contaminados	6	M. Crime	7	B. rios contaminados	10
C. mal servicio de agua potable	5	D. basura (servicios)	6	N. Lack of play areas	9
D. basura (servicios)	4	B. rios contaminados	2	E. las maras/delinquencia	5
N. Lack of play areas	2	K. Poor Quality Materials in stairs/walkways	2	C. mal servicio de agua potable	4
M. Crime	2	N. Lack of play areas	2	M. Crime	3
I. Todo	2	C. mal servicio de agua potable	1	G. aguas lluvias erpasajes	1
G. aguas lluvias erpasajes	2	E. las maras/delinquencia	1	I. Todo	1
L. Lack of Schools	1	F. alumbrado publico	1	J. muros de coteccion	1
K. Poor Quality Materials in stairs/walkways	0	I. Todo	1	F. alumbrado publico	0
Condo. San Miguelito					
B. perdida de vivienda	5				
G. era da/o se acuerda	5				
A. daos a la vivienda	0				
C. perdida de efectos personales	0				
D. perdida de familiar	0				
E. heridas	0				

(Table continues on the following page.)

Table D.3: El Salvador Survey: Ranked Response Questions (continued)

Condo. America		Condo. El Bosque		Condo. Marconi	
7. Que es lo que le gusta de esta casa?					
F. ada	7	E. todo	5	A. ubicacion	4
E. todo	4	H. accesibilidad	3	E. todo	3
A. ubicacion	2	F. ada	2	I. Privacidad	2
D. es propio	1	A. ubicacion	0	D. es propio	1
G. comodo/acogedor	1	B. tamaño de casa	0	F. ada	1
I. Privacidad	1	C. tamaño de terreno	0	G. comodo/acogedor	1
B. tamaño de casa	0	D. es propio	0	B. tamaño de casa	0
C. tamaño de terreno	0	G. comodo/acogedor	0	C. tamaño de terreno	0
H. accesibilidad	0	I. Privacidad	0	H. accesibilidad	0
8. Que es lo que le preocupa de esta casa?					
C. calidad de construcción/materiales/ filtración de agua	8	A. techo (casas)	3	I. Nada	4
B. paredes	3	C. calidad de construcción/materiales/ filtración de agua	3	C. calidad de construcción/ materiales/filtración de agua	3
I. Nada	2	E. cuota alta	2	A. techo (casas)	2
E. cuota alta	1	I. Nada	2	H. plomería	2
G. espacio interior muy pequeño	1	G. espacio interior muy pequeño	1	D. piso	1
J. ubicación	1	B. paredes	0	B. paredes	0
A. techo (casas)	0	D. piso	0	E. cuota alta	0
D. piso	0	F. inseguridad/entrada de ajenos	0	F. inseguridad/entrada de ajenos	0
F. inseguridad/entrada de ajenos	0	H. plomería	0	G. espacio interior muy pequeño	0
H. plomería	0	J. ubicación	0	J. ubicación	0
K. contaminación del medio ambiente	0	K. contaminación del medio ambiente	0	K. contaminación del medio ambiente	0
9. Que mejoras le han hecho a la casa?					
H. nada/o	14	H. nada/o	8	H. nada/o	8
E. ampliación de cuartos	2	E. ampliación de cuartos	2	G. cambio de puerta/ventana/balcon instalación de defensas	5
G. cambio de puerta/ventana/balcon instalación de defensas	2	G. cambio de puerta/ventana/ balcon instalación de defensas	1	I. Cambio de piso	2
A. Cuartos extras	0	A. Cuartos extras	0	A. Cuartos extras	1
B. muros divisores	0	B. muros divisores	0	B. muros divisores	1
C. verjas	0	C. verjas	0	C. verjas	0
D. segunda plata	0	D. segunda plata	0	D. segunda plata	0
F. cambio de techo	0	F. cambio de techo	0	E. ampliación de cuartos	0
I. Cambio de piso	0	I. Cambio de piso	0	F. cambio de techo	0

Condo. San Miguelito

E. todo	16
B. tamaño de casa	7
F. edad	6
D. es propio	4
I. Privacidad	4
A. ubicación	3
H. accesibilidad	3
G. cómodo/acogedor	1
C. tamaño de terreno	0
I. Nada	26
A. techo (casas)	5
G. espacio interior muy pequeño	4
F. inseguridad/entrada de ajenos	2
H. plomería	2

Table D.3: El Salvador Survey: Ranked Response Questions (continued)

Condo. America		Condo. El Bosque		Condo. Marconi	
10. Mencione 3 cosas que le gusta de este barrio					
A. todo	6	G. cetrico	6	G. cetrico	9
B. ada	5	B. ada	3	A. todo	3
G. cetrico	2	A. todo	2	E. escuela cerca	3
H. apartado de ruidos	2	D. servicios basicos	2	I. Poca delinquencia	3
I. poca delinquencia	2	I. poca delinquencia	1	D. servicios basicos	2
E. escuela cerca	1	J. zona verde	1	H. apartado de ruidos	2
C. transporte colectivo	0	C. transporte colectivo	0	C. transporte colectivo	1
D. servicios basicos	0	E. escuela cerca	0	F. los vecinos	1
F. los vecinos	0	F. los vecinos	0	B. ada	0
J. zona verde	0	H. apartado de ruidos	0	J. zona verde	0
K. el clima	0	K. el clima	0	K. el clima	0
11. Mencione 3 cosas que le preocupa de este barrio					
H. ada	5	H. ada	8	E. las maras/delinquencia	4
C. mal servicio de agua potable	2	C. mal servicio de agua potable	1	J. muros de coteccion	4
I. todo	2	J. muros de coteccion	1	H. ada	3
K. poor quality materials in stairs/walkways	1	K. poor quality materials in stairs/walkways	1	G. aguas lluvias en pasajes	2
M. crime	1	M. crime	1	N. lack of play areas	2
A. riesgo de inundacion	0	A. riesgo de inundacion	0	A. riesgo de inundacion	1
B. rios contaminados	0	B. rios contaminados	0	I. Todo	1
D. basura (servicios)	0	D. basura (servicios)	0	B. rios contaminados	0
E. las maras/delinquencia	0	E. las maras/delinquencia	0	C. mal servicio de agua potable	0
F. alumbrado publico	0	F. alumbrado publico	0	D. basura (servicios)	0
G. aguas lluvias en pasajes	0	G. aguas lluvias en pasajes	0	F. alumbrado publico	0
J. muros de coteccion	0	I. todo	0	K. poor quality materials in stairs/walkways	0

Condo. San Miguelito

I. poca delinquencia	16
D. servicios basicos	13
J. zona verde	12
C. transporte colectivo	11
E. escuela cerca	10
A. todo	8
G. céntrico	7
B. nada	4
F. los vecinos	1
K. el clima	1
H. apartado de ruidos	0
E. las maras/delinquencia	3
H. nada	3
M. crime	2
C. mal servicio de agua potable	1
D. basura (servicios)	1
I. todo	1
A. riesgo de intimidación	0
B. rios contaminados	0
F. alumbrado publico	0
G. aguas lluvias en pasajes	0
J. muros de contención	0
K. poor quality materials in stairs/ walkways	0

APPENDIX E: SUPPLEMENTAL DATA—CHAPTER 3

Issue	CASs (number)	CASs (percent)
Work with other donors	20	37
Strengthen the capacity for management of natural disasters	18	33
Long-term planning	17	31
Rehabilitation and reconstruction	15	28

Table E.2b: Countries with Medium Vulnerability Based on Economic Risk to GDP from Two or More Hazards

Ranking	Country	Percent of total area at risk	Percent of population in areas at risk	Percent of GDP in areas at risk
36	India	22.1	47.7	49.6
37	Algeria	3.1	49.3	48.3
38	Paraguay	2.0	45.6	42.9
39	Azerbaijan	15.6	42.3	42.4
40	Pakistan	9.0	40.1	41.6
41	St. Vincent and the Grenadines	41.6	41.6	41.6
42	Georgia	4.4	40.5	41.0
43	Macedonia, FYR	38.8	29.6	38.7
44	Tajikistan	4.1	38.2	38.3
45	Bolivia	1.0	36.6	37.7
46	Mozambique	0.0	1.9	37.3
47	Djibouti	1.9	31.7	35.3
48	Cambodia	9.1	31.3	34.5
49	Morocco	3.4	30.4	33.4
50	Bulgaria	29.3	31.6	30.0

Source: World Bank 2005c.

Note: Nonborrowing countries have been omitted from this list.

APPENDIX F: SUPPLEMENTAL DATA—CHAPTER 4

Box F.1: Objectives of Bank Lending

The study analyzed the objectives of all the loans that had disaster-related objectives to identify the most common project aims and to see whether the amount of time projects took to disburse and to implement had a close relationship with objectives or activities. (There is a very close relationship between the nature of objectives, the activities undertaken, and implementation time. A Background Paper on this topic.¹⁷ ¹ available upon request.)

Project objectives addressing natural disasters fell into 11 categories: (1) disaster management; (2) rehabilitation and construction of public infrastructure; (3) agriculture improvements, environmental conservation, and natural resource management;

(4) economic restoration and strengthening; (5) pre-event disaster prevention; (6) rehabilitation and construction of housing; (7) emergency financial assistance to affected groups; (8) project management; (9) operation and maintenance; (10) donor coordination; and (11) resettlement of affected populations.

Public infrastructure and disaster management were the two most frequently pursued disaster objectives, occurring in almost 50 percent of the projects. When these are combined with the next two most frequently occurring objectives (agricultural and environmental works, and economic restoration/strengthening), approximately 80 percent of all completed disaster projects were represented.

Figure F.1: Frequency of Disaster Activity Categories: 1984–2005

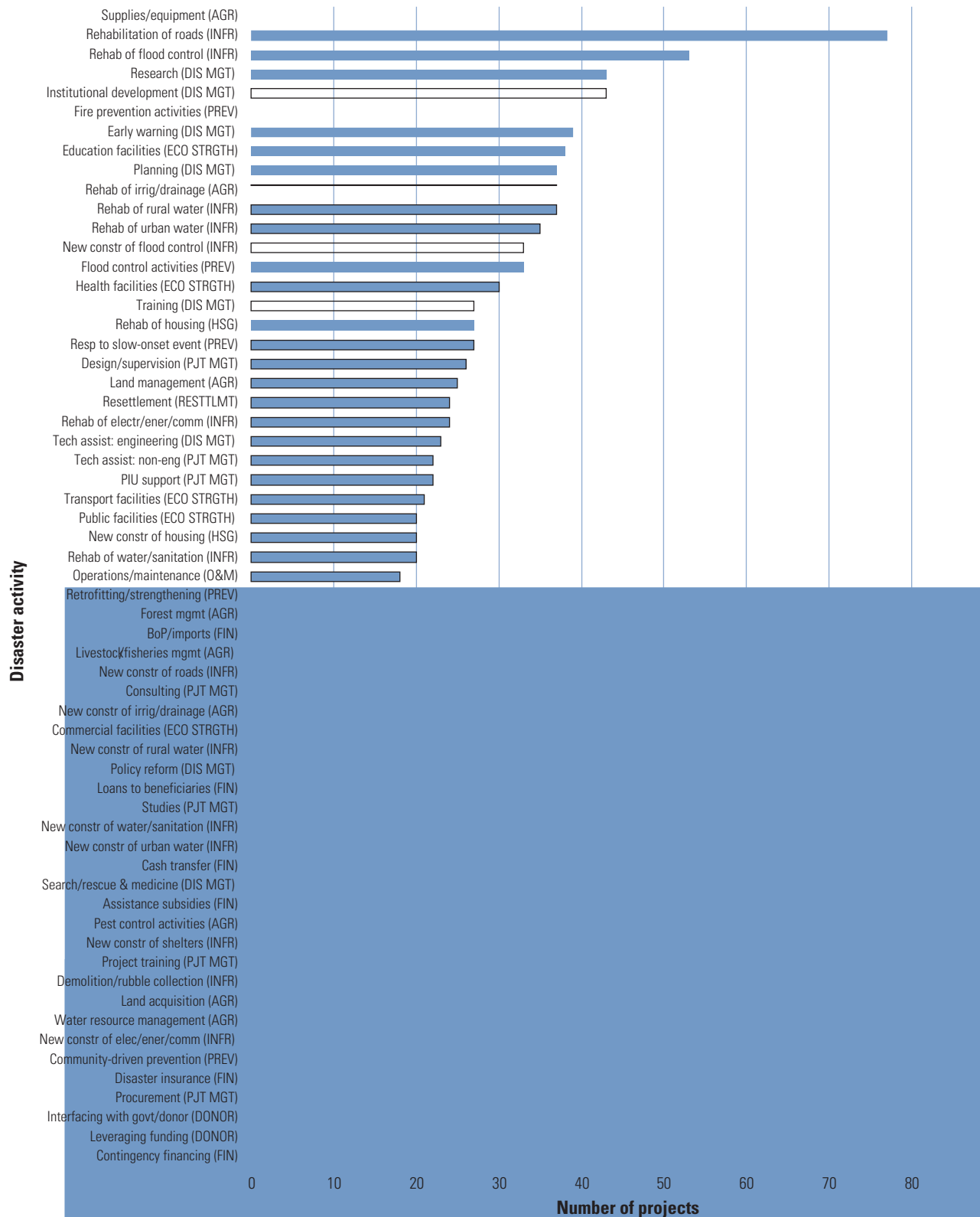


Figure F.2: Frequency of Disaster Objective Categories: 1984–2005

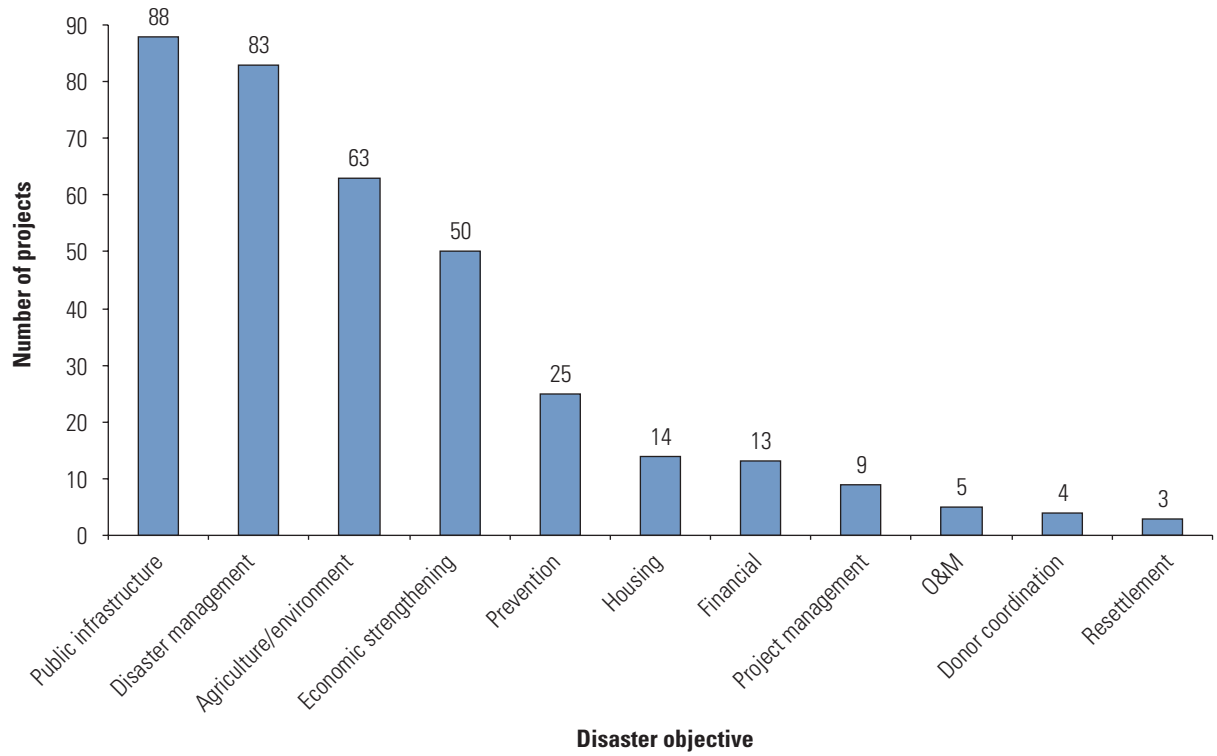
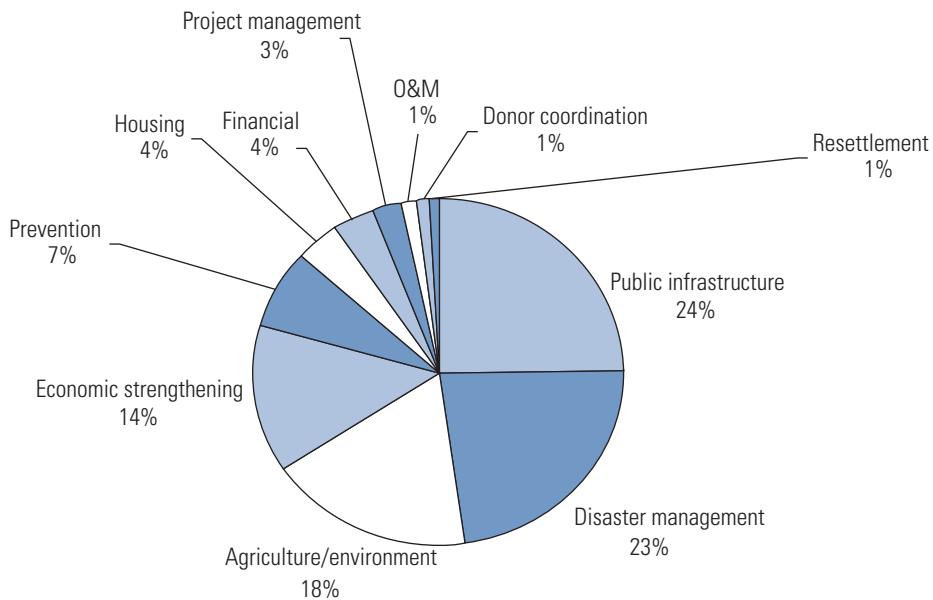
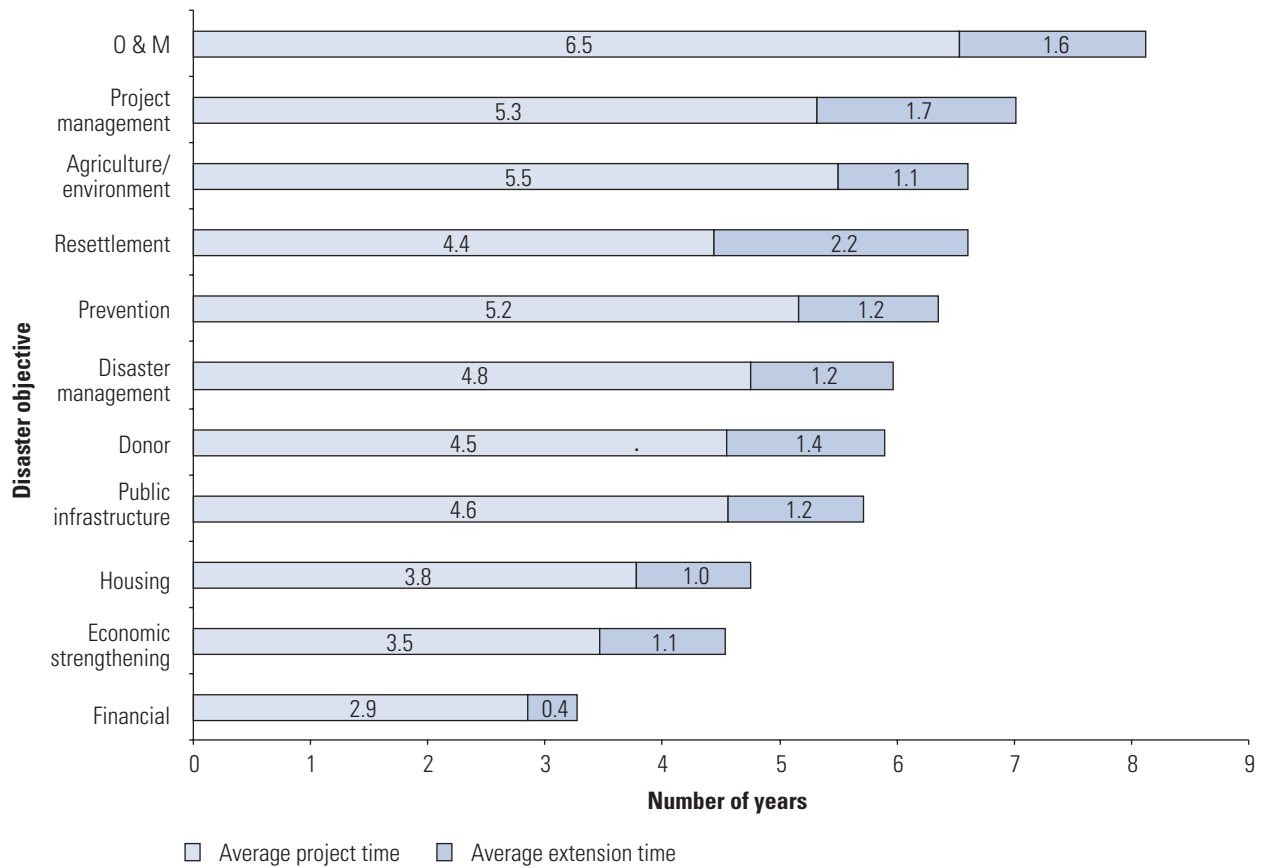


Figure F.3: Distribution of Disaster Objective Categories among All Completed Projects: 1984–2005



**Figure F.4: Average Implementation and Extension Time by Disaster Objective Category—
All Projects, 1984–2005**



**Figure F.5: Average Implementation and Extension Time by Disaster Objective Category—
ERL Projects, 1984–2005^a**




Table F.1: List of Disaster Activities

(2) Pre-disaster prevention	(7) Resettlement
201 Retrofitting/strengthening of existing/undamaged (private/public) infrastructure	701 Resettlement
202 Responding to indications of coming slow-onset event	(8) Disaster management
203 Flood control activities and structures (pre-event)	801 Early warning/public awareness
204 Fire prevention activities and structures (pre-event)	802 Institutional development/strengthening (disaster-specific)
205 Community-driven disaster prevention activities (pre-event)	803 Emergency search, rescue, and medical assistance
(3) Public infrastructure	804 Training (disaster-specific)
301 Rehabilitation of road infrastructure	805 Legal and policy reform
302 Rehabilitation of (rural) water systems infrastructure	806 Studies and research
303 Rehabilitation of (urban) water systems infrastructure	807 TA: Engineering
304 Rehabilitation of (urban) water/sanitation infrastructure	808 Planning
305 Rehabilitation of electricity/energy/telecommunications systems	(9) Project management
306 Rehabilitation of flood control structures	901 Support for PIU
307 Demolition and rubble collection	902 Procurement
308 Rehabilitation of shelters	903 Training
309 New construction of road infrastructure	904 Design and supervision
310 New construction of (rural) water systems infrastructure	905 Consulting
311 New construction of (urban) water systems infrastructure	906 Studies and research
312 New construction of (urban) water/sanitation infrastructure	907 TA: Non-engineering
313 New construction of electricity/energy/telecommunications systems	(10) Financial assistance
314 New construction of flood control structures	1001 Insurance
315 New construction of shelters	1002 Contingency finance
(4) Housing	1003 Balance of payment/import finance
401 Rehabilitation of housing	1004 Cash transfer
402 New construction of housing	1005 Assistance subsidies to beneficiaries
(5) Economic restoration	1006 Loans to beneficiaries
501 Commercial facilities	(11) Operations & maintenance
502 Public facilities	1101 Operations and maintenance
503 Health facilities	(12) Donor coordination
504 Transport facilities	1201 Leveraging additional funds
505 Education facilities	1202 Interfacing between government and donors
(6) Agriculture/environment	
601 Livestock/fisheries management	
602 Water resource management	
603 Land acquisition	
604 Land management	
605 Forest management	
606 Equipment and supplies acquisition	
607 Rehabilitation of irrigation/drainage infrastructure	
608 New construction of irrigation/drainage infrastructure	
609 Pest control	

Figure F.6: Average Implementation and Extension Times for Projects Containing Disaster Activities: Emergency Recovery Loans

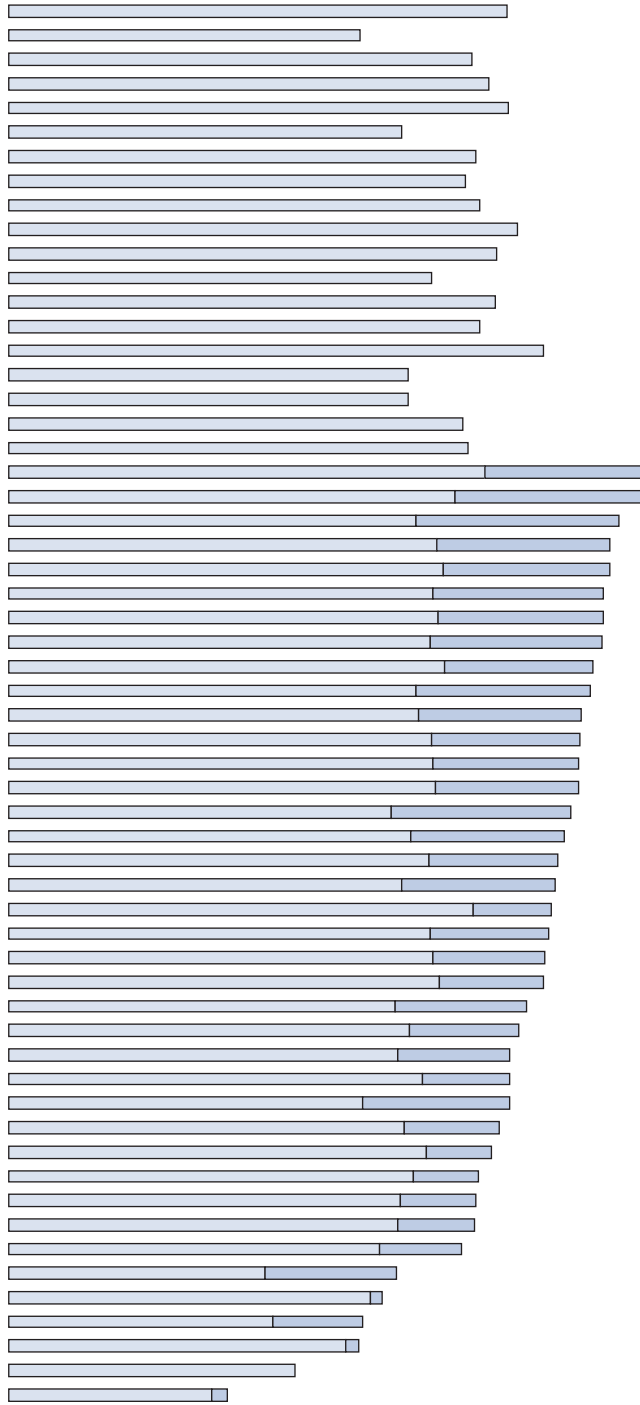


Figure F.7: Average Implementation Time and Number of Completed Projects by Disaster Component: 1984–2005 (Part 1 of 2)

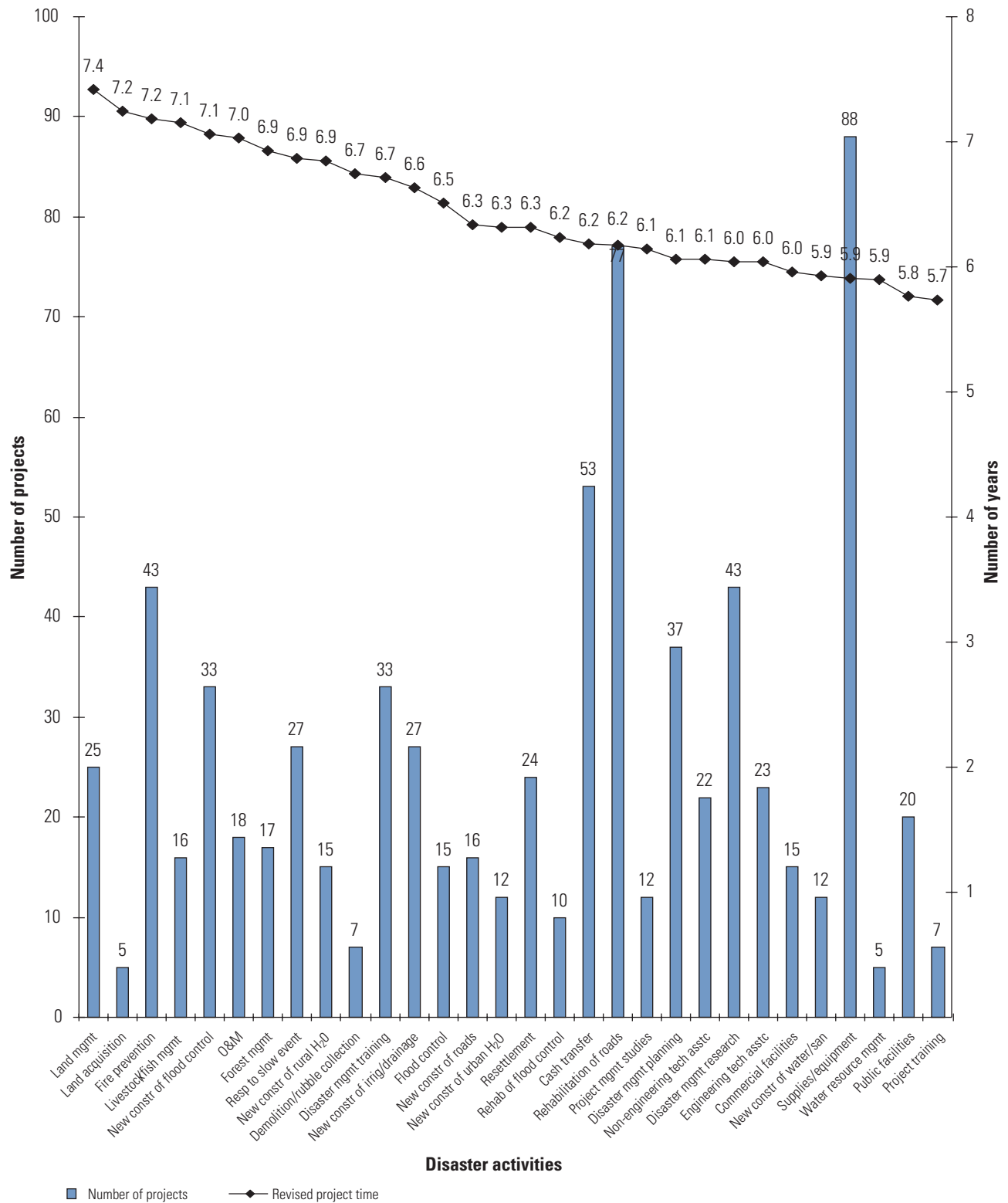


Figure F.8: Average Implementation Time and Number of Completed Projects by Disaster Component: 1984–2005 (Part 2 of 2)



Table F.2: Implementation of Hazard Reduction/Mitigation Components in 197 World Bank–Assisted Disaster Projects

Component	Times implemented
Maintenance	124
Construction to higher design standards and/or to protect from future hazards	123
Research, studies, policy changes including building codes	109
Training	89
Institution building for disaster and hazard management	73
Community participation in mitigation activities and disaster preparedness	67
Water supply / watershed management	61
Relocation and resettlement	44
Quality assurance and monitoring in construction	44
Early warning, forecasting, and seismic monitoring systems	41
Hazard mitigation and preparedness plan	38
Tree plantation and Vetiver plantation for slope stabilization	35
Forest management/fire protection	34
Agricultural inputs/drought-resistant crops	26
Risk and vulnerability assessment and monitoring	24
Communication equipment	24
Soil improvement/arresting land degradation	22
Employment/income creation	19
Drought management	19
Public information / awareness campaign	18
Pest management	16
Fire breaks	14
Shelter repair and construction	9
Fire tower	8
Insurance	5
Demonstration houses	2
Noncompletion of one or more mitigation components = 80	

Table F.3: Projects Involving Financing Mechanisms

Country	Project name	Approval fiscal year	Disaster-related component	Status
1. Dominica	Emergency Recovery and Disaster Management Project (P069633)	1999	Insurance for public buildings	Subcomponent cancelled
2. Morocco	National Rural Finance (P005486)	1994	The use of the National Guarantee Fund as a drought insurance mechanism.	"The establishment of a Climatic Risk Insurance Fund, ... never materialized." (ICR)
3. Tunisia	National Rural Finance (P005720)	1995	Drought insurance mechanism ^a	Unclear if ever happened from project documents.
4. OECS	OECS Emergency Recovery and Disaster Management Project covering St. Kitts & Nevis, St. Lucia, Dominica, Grenada, and St. Vincent & the Grenadines (P062668)	1998	Financing lending operations in each of the five mentioned countries with the objects of fortifying or reconstructing and rehabilitating key economic and social infrastructure and facilities and strengthening the countries' institutional capacities to prepare for and respond to disaster emergencies.	The floating 4th phase of this APL provides for contingency financing to Grenada, St. Kitts and Nevis, St. Lucia, Dominica, and St. Vincent and the Grenadines in the event of a disaster. This project was ultimately unbundled into separate country projects. The floating phase 4 has been used by Grenada in response to Hurricane Ivan (see below). (Connected to above OECS project) ongoing
	Grenada (4APL) Hurricane Ivan Emerg. Rec. (P092692)	2004	Contingency financing (floating phase 4 of the APL) ^b	
5. St. Lucia	Emergency Recovery and Disaster Management Project (P070430)	1999	Increase government access to insurance	"Little was done to increase the government's access to insurance under the project, other than the preparation of an inventory of public buildings" (PPAR).
6. Turkey	Emergency Earthquake Recovery (P068394)	2000	Catastrophic insurance pool	TCIP, ongoing
7. India	Gujarat Emergency Earthquake Reconstruction Project (P074018)	2002	The component funded TA to assist in the building of the Gujarat Disaster Insurance Program. Premiums were taken from the money received by beneficiaries for rebuilding.	Ongoing micro insurance scheme provided. Compulsory for housing recipients. For a house of 2,500, insurance for 10 years was \$10. The government has taken up insurance for schools and roads. The government also wants to include other buildings (not damaged) in insurance scheme.
8. OECS	(P070658) Only PID	2002	Insurance for the Caribbean region. ^c (insurance regulatory strengthening, catastrophe funding and riskpooling mechanisms, and riskmanagement and mitigation to manage low income communities' exposures.)	Dropped

(Table continues on the following page.)

Table F.3: Projects Involving Financing Mechanisms (continued)

Country	Project name	Approval fiscal year	Disaster-related component	Status
9. Colombia	Disaster Vulnerability Reduction (P082429)	2005	<p>TA (\$124,000)</p> <p>RiskAssessment using a model for EQ and flood—average annual loss and probable maximum loss. \$150 million contingent financing^d facility to act as a bridging facility until resources from other MFIs and international agencies become available.</p> <p>PAD: “The contingent facility can play a useful role in closing the gap between high frequency, but low severity, events covered with annual government appropriation and budget reallocations and low frequency, but high severity events, for which all other resources would be exhausted. As explained below, the contingent facility is also well suited to cover large, but not major, losses caused by multiple sources of risks which cannot be captured by a single parameter, as required by parametric (earthquake) insurance.”</p> <p>“the contingent facility is also well suited to cover large, but not major, losses caused by multiple sources of risks which cannot be captured by a single parameter, as required by parametric (earthquake) insurance.”</p>	Ongoing
10. Vietnam	Natural Disasters Mitigation Project (P073361)	2005	<p>“Contingency budget for disaster”</p> <p>“rapid disbursement facility”</p> <p>“contingency funding mechanism,”</p> <p>PAD: “The option of a ‘Contingency Funding Facility’ providing readily available budgetary support was explored. However, this option was rejected by the Government because it would incur costs (interest or commitment charges) and only cover low-frequency hazards, which</p>	Ongoing

Table F.3: Projects Involving Financing Mechanisms (continued)

Country	Project name	Approval fiscal year	Disaster-related component	Status
might not happen during the project's				

APPENDIX G: CASH SUPPORT

Since 1984, the Bank has funded over \$850 million in cash assistance (cash transfer, cash for work, and similar programs) in the context of 11 projects, 5 of which are ongoing. Approximately 94 percent of these funds have been lent since

the Turkey EERL was appraised in 1999. In projects that have closed and been rated, four out of six were satisfactory. Projects that were rated unsatisfactory accounted for less than one percent of the funds allocated.

Table G.1: Projects with Cash Transfer Elements

Country	Project (plus appraisal date)	Cash transfer element	Amount for cash transfer component	Rating
1. Chile	Public Housing Sector Project (1984) (P006608)	Housing subsidies and tangible goods following an earthquake. The Bank reallocated US\$5.0 million of the Loan to finance 4,000 grant certificates under the ASP program for homeless owners. Within six months of the earthquake, MINVU had replaced 3,200 houses, granted subsidies for 3,600, and assisted 37,000 other households with temporary shelter, repairs and materials	\$5.0 million	Closed, no rating found
2. China	North China Earthquake Reconstruction Project (1991) (P003621)	Credit provided to village beneficiaries in-kind (as construction supplies), and in-cash (as reimbursement for construction goods). ^a After the first EQ, the reinforcement of EQ-resistant measures for the new housing produced a significant result: none of these housing units fell or had any cracks on the walls when an EQ with a magnitude of 5.8 occurred in Yangyuan on March 26, 1991 ^b	\$30 million	Highly satisfactory

(Table continues on the following page.)

Table G.1: Projects with Cash Transfer Elements (continued)

Country	Project (plus appraisal date)	Cash transfer element	Amount for cash transfer component	Rating
3. Burkna Faso	Food Security and Nutrition Project (P000303) (1991)	Cash for work program Did not lead to permanent income increases at the household level, nor was adequate training for infrastructure maintenance provided. Implementation problems because arrangements were left until after project start-up. ^c	\$4.9 million	Component was unsatisfactory
4. Poland	Housing (P008590) (1992)	Cash assistance to small and medium-size enterprises affected by flooding that occurred during lifetime of project. ^d First 40% a grant, rest a loan.	\$13 million for SMEs ^e	Satisfactory
5. Turkey	Emergency Earthquake Recovery Project (P068394) (1999 10/27)	Cash transfer to earthquake victims in the form of rent support, death compensation, and business compensation.	\$252.53 million	Satisfactory
6. Colombia	Earthquake Recovery Project (P065263) (2000)	Housing subsidies (Funds went toward housing or rent compensation) ^f	\$233 million (ICR) US\$100 million (at appraisal) BankProject funds would be used only to partially finance the direct subsidy program for owners. Other resources were identified to finance the subsidized loan component and the renter subsidy programs.	Highly satisfactory
7. Papua New Guinea	Emergency El Niño Drought (2003) (P055462)	Cash for work ^g (For road maintenance, and vehicular bridge repairs.) The contracting of these works demonstrated that communities can be mobilized to receive payment for works to be undertaken by local government bodies in rural areas, thereby providing the opportunity to introduce cash into economies in disaster situations and reducing dependence on government and donor handouts. Monitoring procedures not adopted and the intended enhanced role of NGOs and church groups in community organization and monitoring was not developed.	Original: \$2.50 million; actual: \$.04 million	Unsatisfactory
TOTAL CLOSED			\$538.47 million	

Table G.1: Projects with Cash Transfer Elements (continued)

Country	Project (plus appraisal date)	Cash transfer element	Amount for cash transfer component	Rating
8. Maldives	Post-Tsunami Recovery	Cash support for those with		

Table G.1: Projects with Cash Transfer Elements (continued)

percent of the commercial bank loan as a grant. Commercial banks would have approval authority for grants of up to this amount. For grants larger than PLN 35,000, the percentage was determined by PARR, based on need, and submitted to the Minister for Flood...” (ICR).

f. COLOMBIA: “The majority of residents of the affected zone fall in the lowest three income strata. Two subsidies offered to owners: a one-time subsidy to qualified beneficiaries for use exclusively for the repair, reconstruction or acquisition of a new unit which must, among other things, comply with the updated building code; or subsidized \$60,000 credit for rebuilding (very low uptake on this option). Direct subsidy assistance for owners was in the form of a grant to cover actual losses suffered up to a maximum of COP 8 million (approximately US\$4,000) per family. If the beneficiary lives or lived in a vulnerable zone, apart from the COP 8 million, there is an additional payment of COP 4 million (US\$2,000) to acquire the lot which has to be vacated, thus assisting the owner to purchase a lot in a less vulnerable site. Families who lost the units they rented are entitled to subsidy assistance amounting to COP 5.9 million (US\$2,950) toward the acquisition of their own home” (PAD).

g. The rural works subprojects in Simbu covered road maintenance and vehicular bridge repairs. Most were completed or well advanced when loan funding ceased. The contracting of these works did demonstrate that communities can be mobilized to receive payment for works to be undertaken by local government bodies in rural areas, thereby providing the opportunity to introduce cash into economies in disaster situations and reducing dependence on government and donor hand-outs. Unfortunately, the lack of adoption of the recommended procedural forms did not allow monitoring of aspects concerning the organization systems for work, the participation of women, youth, and so on in the schemes, preferred method of payments, and legitimacy of distribution of payments. More comprehensive information would have been useful for future programs. Records at project completion were even inadequate to indicate the number of person-days employed in each subproject. The Bank found that the initial proposals for the self-help social infrastructure (schools and health posts) did not meet the project guidelines for local participation (labor contributed without remuneration) and advised that these should be revised to be in accordance with the project concept. None of these subprojects eventuated. This meant that this innovative part of the project was not developed, although the concept of self-help was adopted in the water supply schemes in Simbu. The intended enhanced role of NGOs and church groups in community organization and monitoring was not developed” (ICR).

h. MALDIVES: “Component 1: Restoration of livelihoods consists of (a) safety net cash transfers to the affected population for their subsistence needs, and (b) a program to restore lost or damaged assets of affected enterprises. Sub-Component a: Safety net cash grants to households affected by the tsunami (US\$5.6 million from the IDA grant). The government has begun providing one-time cash grants to families seriously affected by the tsunami under this program. This program is ongoing and an amount of Rf. 30 million has been disbursed to the affected population with an estimate of additional Rf. 20 million to be disbursed shortly. Government has started distributing Rf. 1,500 (US\$117) per capita to families whose houses were completely destroyed; Rf. 1,000 per capita to families whose houses were partially damaged; and Rf. 500 per capita to families whose houses are intact but the household items swept away. This amount is intended to help affected families cover immediate expenses on food and household essentials. The government is also preparing a follow-up safety net program targeting the poorest and most vulnerable among the affected population; this new program would provide a small monthly cash payment for a limited period of 10 months to poor and heavily affected families. The purpose of limiting the period and narrowly defining the target groups is to avoid developing a dependency syndrome” (PAD).

Table G.2: Cash Compensation in Resettlement, Not Directly Emergency-Related

1. Colombia	Irrigation Rehabilitation II (P006793) (1986)	Not an emergency.	Completed, but not direct cash transfer	Closed
2. Brazil	Northeast Irrigation I (P006453) (1990)	Not an emergency.	Completed, but not direct cash transfer	Closed
2. Madagascar	Antananarivo Plain Development Project (1990) (P001512)	Compensation for resettlement.^a Not an emergency.	Completed, but not direct cash transfer	Moderately unsatisfactory
3. Brazil	Minas Gerais Water Quality and Pollution Control Project (P006540) (1992)	2/3 of the 2,855 families moved by the project from a flood basin opted for cash compensation in lieu of relocation.^b	\$22 million ^c	Satisfactory
4. Bangladesh	Jamuna Bridge Project (P009509) (1994)	Cash compensation for land lost due to bridge construction. Not an emergency. ^d	Completed, but not direct cash transfer	Closed
5. Vietnam	Coastal wetlands protection and management development (P042568) (1999 10/26)	Cash compensation for resettlement and for annual crops/fish/produce lost, and for affected businesses ^e compensation in cash for affected assets (10 percent implemented to date), (Typhoon Linda hit after the resettlement plan had been issued, delaying the whole process.)		Ongoing
6. Moldova	SAC (P061496) (1999) ^f	Drought followed by ice storm. Structural Adjustment Credit. No cash support to beneficiaries.	Completed, but not direct cash transfer	Closed

a. MADAGASCAR: "Involuntary Resettlement. While the project has improved the living conditions of many poor households in the Antananarivo Plain, many households subject to resettlement are in worse conditions than before. The original plan to give each family a resettlement plot in addition to compensation was changed to one of reduced compensation, temporary shelter and an option to buy a plot in three designated areas far from most employment opportunities. In 1998, only 3 of the 2,341 households displaced were living in the 3 designated resettlement sites. Most households used their compensation to settle nearer their original homes and many suffered a deterioration in tenure status and housing quality. More than 60 percent of former owners and tenants in a survey on resettled households were not satisfied with resettlement. The resettlement process did not provide assistance with the move, support at the resettlement site or assistance with improving living standards as would now be required (appraisal was one year before OD 4.30 on involuntary resettlement was issued)." (ICR)

b. BRAZIL: "An assessment of the group that received cash compensation demonstrated a high percentage of satisfaction with the new living conditions. The results related to plot area and type of use indicated a substantial improvement. Cash compensation enabled a family to select a bigger plot (180–230m²) situated in a planned urban area served by basic infrastructure. The assessment also indicated that a significant group moved to more distant neighborhoods" (ICR).

c. The compensation was provided by the state government as part of the overall project.

d. BANGLADESH: "In Bangladesh, the level of poverty is high; the population density is high; and the availability of replacement land is low. During the project preparations it was therefore agreed that providing replacement land to all displaced persons would not be a viable option. Instead, the project would ensure that people were given sufficient cash compensation to enable them to replace their lost land through private purchases, or make other investments. The project was to facilitate this process. Additionally, support was to be given to those suffering a reduction in incomes, to ensure that they were adequately rehabilitated and assisted in finding new or alternative livelihood opportunities. It was recognized that this constituted a risk in that poor people are frequently unable to make productive use of a large cash grant, and that the money might be spent on consumption rather than on replacement land, homestead, or investment in income opportunities. The project therefore has the responsibility to assist people in making the best use of the compensation money provided" (ICR).

e. VIETNAM: "All legal PAP are entitled to the following allowances: (i) Transport. Boat and/or truck transport will be put at the disposal of all relocating PAP so as to transport household effects, salvaged and new building materials to the new resettlement site. Transport will be provided in kind and is budgeted at US\$77 per household; (ii) Subsistence. Each PAP will receive food support equal to US\$30 per month for 6 months; (iii) Training. One member for each PAP will be entitled to a vocational training course to enhance household production or facilitate employment search. The allocation for this purpose is US\$100 per PAP to be paid directly to the training institution; (iv) Business allowance. Affected businesses will receive cash compensation for lost revenues equal to six month of average income to be defined by PAP and VPC Chairman or a fixed allowance for lost business of US\$100; and (v) Relocation

(Continued on the following page.)

Incentive. All PAP relocating in accordance with the schedule as proposed by the Project Management Board will receive a bonus of US\$77. (h) Illegal PAPs will receive a US\$30 transport allowance to move salvaged materials and to transport their goods to their relocation site" (PAD).

f. One more project was considered for cash assistance, but no mention could be found in the text of either the ICR or the PPAR: Tanzania, Cashew and Coconut Treecrops Project (P002779) (1989); Credit program (vi) strengthening credit facilities in the southern cashewnut production areas in the form of a pilot credit scheme managed by the Cooperative and Rural Devel-

All sudden-onset disasters can create a need for temporary or medium-term shelter. Several approaches to shelter have been taken in the emergency context—building emergency shelters, relocating victims to safer areas, and facilitating self-help construction of temporary shelter while simultaneously preparing to house the homeless with housing reconstruction components. Where it has not been feasible or desirable to relocate

evolveparith hou. Ofnuse,044 w SmtngThroughnuse yeaeltnatuSeveset disa- toata cate

Along low-lying coastal plains, which are particularly subject to tidal surges when tropical storms coincide with high tides, storm shelters have the potential to save thousands of lives. It is not necessary to construct shelters for everyone, and there is probably no country where there is a sufficient number of these shelters because other alternatives—such as escape roads leading inland and/or to higher ground—allow the more

In the distress following major disasters, politicians are often eager to promise relocation to victims. World Bank support is welcomed to help realize these promises. Over the last 20 years, people rendered homeless by natural disasters or living on at-risk land were relocated in 30 of the projects in the study database, with varying levels of success.

A review of those projects shows that in 20, people were relocated to a safer area. A lack of technical expertise coupled with victims' anxieties and opportunism led to a suboptimal result in seven projects (all earthquake-related). In four projects, the area that disaster victims vacated received a higher value once they were gone.

An increase in land value, however, was not always at the expense of the economically most vulnerable. After the Lijiang earthquake in China, high-rise apartment complexes were torn down and single family houses in a traditional style constructed. This helped Lijiang to be accepted by UNESCO as a World Heritage Site, which increased the city's attractiveness for tourists. It could therefore be argued that even families that had to leave the area and resettle at the city's periphery may profit from this project in the future.

By relocating families through these projects, their vulnerability was reduced in almost all of the cases. However, in 24 cases, relocation sites were quite distant from the original settlements, and commercial transport costs were therefore involved. For instance, in India's Maharashtra

Emergency Earthquake Reconstruction Project,

arcugh theifieldsne.
projectsd

theibiverofess
som4

publ's p'm'ng'ch'1999'G'col'p'd's'ya'ut's'p'd'n's'ad'w'ic'c'ea'G'2'6'0'p'w'it'ag

their new homes, which they built through self-help, for at least five years (Argentina 1993).

A well-known drawback to relocation is the difficulty in preserving social networks in the process. Of the 30 cases reviewed, only one successfully preserved social networks, confirming the pattern identified by the (2005) IEG study, *People and Places*. In one case, focus groups reported that the major reason that beneficiaries had not moved to the assigned house was that they did not want to leave their original neighborhood. The Beneficiary Analysis performed by the project reports: “Beneficiaries reported a strong preference for rebuilding their own damaged houses, rather than moving to the assigned houses in new

neighborhoods. Moving meant dissolving social networks that often had generations of history.”

In most cases people tended to be pleased with their resituated homes. In 17 projects for which information was available, a majority of beneficiaries reported being satisfied with their new home, or team leaders judged relocation a success, while in 9 projects this was not the case. When a majority is satisfied with a project, one can forget to pay special attention to a minority of often very poor families that might not have fared as well.

Whatever the positives of each case, relocating people usually has downsides: the disruption of social networks to some degree is unavoidable (because changes in the built environment inevitably change interaction patterns); it is bound to interfere with some families’ livelihoods; and it results in the abandonment of existing infrastructure. When relocation is unavoidable, the Bank may choose to work with NGOs and other partners to ensure that communities’ social cohesion and livelihood are preserved.

From the Bank’s perspective, the goal is to help the disaster homeless get back on their feet as quickly as possible, while focusing on the poorest and encouraging mitigation measures to help reduce the impact of future disasters. Help to the disaster homeless means addressing a range of needs to help them piece their lives back together.

The publication “Doing More for Those Made Homeless by Natural Disasters” (World Bank DMF 2001) stresses that emergency efforts to help the homeless should avoid undermining good housing sector policies, and always seek to incorporate best practice prescriptions of such policies whenever possible. And emergency housing reconstruction efforts should always embody the Bank’s priority concern with benefiting the poor, by providing priority assistance to those unable to afford housing by other means. Looking at the disaster project database, 98 projects made a direct impact on the poor. The most frequently cited activity in this group of projects was the

Box H.2: Relocation, If Not Carefully Planned, Can Lead to a Second Blow—The Loss of Social Support Networks

In El Salvador, families that had lived together in apartment buildings before the earthquake had developed patterns of interaction based on an established level of trust. They had spent years working out ways of managing things such as childcare, laundry, and holidays; there was a formal and an informal leadership structure.

When they were relocated, no effort was made to keep social groups together. Even under the best of circumstances, taking people from an apartment complex (where there had been a landlord involved with building maintenance) and making them owners of condominium units was going to be a challenge. Putting together families that did not know each other made the adjustment infinitely more challenging.

Source: IEG project database.

Box H.3: The Extremely Poor Remained in Tent Cities

In the Turkey Emergency Earthquake Recovery Project, most of the over 115,000 families that received accommodation allowances were satisfied with their new homes. Some 3,000 extremely poor families, however, remained in tent cities because they were unable to successfully complete the process that would qualify them for temporary shelter or permanent housing. No solution had been found for these homeless victims by the end of the project.

Source: IEG project database.

provision of housing or infrastructure services
(33 of 98).

The Bank has also supported temporary housing for disaster victims and has learned through that process that such shelters are sometimes occupied for long periods of time, and often become a part of the permanent housing stock. With this in mind, projects have begun to build temporary shelter to slightly higher standards so that they could then become another form of housing for the poorer once the new housing is built.

ple from different places into one complex dislocates people from their jobs and their extended families, breaking up social support networks. The sheer numbers of people needing to be housed have been daunting in some cases.

Also an issue is the difficulty beneficiaries might have keeping up with maintenance of units handed over (even if unit was free). Reaching a balance between size and need has been difficult, especially because units tend to be standardized for cost control reasons, and then turn out to be poorly suited to large families. Whatever beneficiaries see as “excess housing,” they will then rent out or sell off. Some argue for giving cash for repairs of the old house, or for issues that are a higher priority to the poor, and skipping the house building step.

Since the North China Earthquake Reconstruction Project was implemented, production and living conditions in the earthquake-stricken areas have not only recovered but improved. Before the project, most of the people lived in small, dark adobe dwellings with poor earthquake resilience. After the project was implemented, families in the project villages moved into new permanent houses that are large and bright.

Cost recovery is a contentious issue in the context of the Bank’s post-disaster housing work.

While cost recovery may be a goal in regular lending, having such expectations in the difficult post-disaster context may be too optimistic, or perhaps even counterproductive.

Certain situations have seen success, but most projects aiming for cost recovery have experienced mixed results. Expecting beneficiaries to pay for project benefits after having just suffered a disaster—likely including the loss of personal possessions, medical or funeral expenses, and temporary loss of employment—is perhaps not realistic. Expecting cost recovery from those most likely to have difficulty paying for services or repaying loans exacerbates their situation, and may not be a viable political decision either. Or, when cost recovery is a priority, the poorest can be bypassed because of their inability to pay. Add in administrative costs, the limited experience of the poor with receiving credit from formal sources, the seasonal income situation of the poor, and obligations to pay penalties for missed monthly payments, and cost recovery can quickly move from difficult to impossible for all involved.

Bank-financed housing projects have taken different tacks with respect to cost recovery. In general, efforts have not been successful. In the case of the El Salvador Earthquake Reconstruction Project, housing beneficiaries were chosen according to their income status, creating a homogeneous beneficiary pool of low-income families. The screening was successful, the houses were built, and the beneficiaries were housed. The cost of the houses was more than planned, and more of a subsidy had to be given to each one as a result. Then, there were miscommunications as to the payback of the loans, after the beneficiaries had already agreed to a given scenario. Suddenly they were expected to repay more than anticipated. All of this set up a situation in which the people carefully screened to be beneficiaries were unable to pay, and the banks funding the houses all went under because no one repaid their loans. Later, households delinquent on their loan payments were evicted and a new payment plan was adopted.

Box H.5: Very Large, High-Quality Post-Disaster Housing—Mexico City

Most of the homes wrecked by the earthquake were typical of the “vecindades” that housed Mexico City’s poorest families—inner-city tenements where 20 years of rent control had left housing overcrowded and in ill repair. The project had a substantial effect on Mexico’s disaster awareness, and the city, particularly its poorest residents, will not be as vulnerable to the next natural disaster. The substantial housing component rehoused some 78,000 families at a reasonable cost in housing of a quality rarely found in the public sector, or in private housing for low-income families, anywhere.

Source: IEG project database.

The members of the External Advisory Panel welcome the IEG Evaluation of World Bank Assistance for Natural Disasters covering 20 years' experience of policy, practice, and investment in natural disaster mitigation, reconstruction, and recovery actions. Lending in relation to disasters ranks very high in the overall scale of Bank sectors of support; over 500 projects have been undertaken totaling over \$42 billion.

Further, there is evidence (cited in this report and widely known to disaster experts elsewhere) that there is an increasing global threat from a variety of disasters. Within the past decade there

ularly, but not limited to, those that arise in female-headed households, has proven important to ensure fairness and effectiveness in disaster programming.

We offer these thoughts in appreciation of the excellent work done by the IEG evaluation team. After the most careful reflection on their findings, we are convinced that the Bank has a unique opportunity to make a real and lasting contribution to a more resilient global system

that mainstreams risk reduction, disaster preparedness, and prevention.

Disasters pose a significant impediment to a sustainable global future. The World Bank, committed as it is to providing leadership in sustainable development, cannot honorably ignore the challenges contained in this evaluation.

We appreciate the opportunity to have been associated with this study and feel sure that it provides a strong basis for the Bank's future disaster-related work.

Mary B. Anderson

President, Collaborative for Development Action, Inc., Cambridge, MA, USA

Ian Davis

Visiting Professor, Resilience Centre, Cranfield University, UK

Prema Gopalan

Director, Swayam Shikshan Prayog, Mumbai, India

Franklin McDonald

Institute for Sustainable Development, Regional Centre for Disaster Risk Reduction and Management, University of the West Indies, Jamaica

Management welcomes IEG’s evaluation of Bank assistance for natural disasters from 1984 to 2005. This comprehensive study highlights several areas of Bank involvement in a range of disaster management–related activities. The review’s main findings are appropriate and sound, and its recommendations are duly noted and appreciated. This response summarizes the main findings and conclusions of the IEG review. It then presents management’s comments on the analysis, conclusions, and recommendations. The draft Management Action Record is attached as an appendix, along with management’s comments on the findings, mechanisms, and recommendations. The draft Management Action Record is attached as an appendix, along with management’s comments on the findings, mechanisms, and recommendations.

sistance Strategies (CASs), and other strategic documents.

- Modify OP 8.50 (or prepare a new OP) so that it focuses on natural disasters and fosters the use of instruments best adapted to addressing the long-term development needs of borrowers. Bank policy needs to reflect differences between different emergency impacts, such as natural disasters versus, for instance, post-conflict situations or health crises. The policy should focus more on disaster prevention and reduction in all operations. Policy prohibitions on relief and the financing of recurring events need to be relaxed. It also recommends considering the establishment of a special central fund managed by the President's office to fund the most urgent needs in the early days of a disaster response.
- Ensure that the Bank has sufficient specialized expertise available to respond quickly to disasters in a way that is suited to the specific circumstances of the event and the country context. The Bank needs capacity to quickly gather and disseminate international experience to its borrowers in an emergency. In addition, task teams need support while conducting post-disaster damage and needs assessments and designing emergency interventions tailored to the requests and capacities of each client.

The IEG report indicates that the costs of natural disasters are increasing worldwide: in constant dollars the costs are now 15 times higher than they were in the 1950s, with material losses reaching \$652 billion in the 1990s. The human cost is also staggering; from 1984 to 2003, more than 4.1 billion people were affected by natural disasters. The World Bank increasingly has been engaged in helping developing countries recover from the disastrous impacts of natural events through analytic, technical, and advisory support and lending activities. Since 1984, the Bank has financed approximately 528 projects that addressed natural disasters, providing more than \$26 billion in lending for disaster response and pre-

vention. Now, more Bank disaster recovery projects either include disaster mitigation elements or are followed by specific investment lending for disaster mitigation in client countries.

Improving the Bank's Response to Disasters. The IEG review shows that the Bank has demonstrated considerable flexibility in its approach to natural disaster assistance and learned to manage responses better over time. Management agrees that speed, flexibility, and innovation matter in disaster response. The review also shows that accelerated processing and provisions for quick disbursement from Emergency Recovery Loans (ERLs) have partially addressed the need for speed in undertaking short-term activities in the aftermath of a disaster. Ongoing revision of the Operational Policy statement on Emergency Recovery Assistance (OP 8.50) will explore further simplification of procedures, update the expenditure eligibility provisions of the policy, and clarify that financing options for immediate emergency needs include rapidly disbursing contingent financing and supplemental development policy lending. Immediate relief activities (in which UN agencies normally take the lead) and the follow-on transitional and recovery activities (in which the Bank often plays an important role) should be coordinated. Management agrees with IEG's conclusion that in the transition to recovery, cash transfer payments to disaster-affected families and communities can be among the most effective means of support. An effective response to a disaster depends on pre-emergency preparedness planning and strong institutional mechanism in the Bank's client countries to mobilize and coordinate the post-disaster response of all stakeholders. With this in view, the Bank is increasingly engaging with its client countries in regions prone to disaster risks to provide technical and financial assistance for building holistic capabilities for emergency preparedness and disaster prevention, though it has experienced weak borrower demand for such projects.

Building Bankwide Capacity for Emergency Response and Sustainable Disaster Recovery. Management would like to note that the Hazard Risk Management (HRM) Team in the Infrastructure Net-

work anchor (INF) has undertaken systematic documentation and dissemination of lessons and good practices from past disaster recovery projects to enable the Bank staff and clients to improve the quality and effectiveness of Bank's disaster recovery projects. In order to enhance Bank staff capacity to respond effectively to clients' requests, the HRM Team regularly organizes training of Bank staff in post-disaster damage and needs assessment and design of recovery projects. The Bank's internal procedures are being streamlined by putting in place an emergency response checklist to delineate the roles and responsibilities of various Bank headquarters units and country offices in a post-disaster situation, including identifying contact points in central units. Further disaster mitigation and recovery specialists are being identified from the staff in regions and networks with relevant skills and expertise. These specialists will be grouped to constitute the Quick Reaction Team (QRT) of the Bank to assist country teams to engage with the clients and other stakeholders from early on after a disaster. The QRT, with the assistance of the anchor HRM Team, will provide the much-needed capacity in the Bank to gather and disseminate international experience to borrowers in emergencies.

Bringing Risk Management into Development. The review recognizes the need for special attention to be given to planning ahead for the disaster and to reducing long-term vulnerability in those countries prone to disaster risks. Many studies at the Bank and its other partners have shown that poverty and disaster vulnerabilities are intrinsically linked, and that sustainable poverty reduction approaches must therefore incorporate risk reduction as one of the integral elements. Management concurs with IEG's findings that because natural hazard risks are foreseeable in many countries, country lending programs and all sectoral project lending should give adequate consideration to managing and reducing disaster risks. With this in view, the HRM Team, in collaboration with Columbia University, conducted a global-scale risk analysis to identify natural disaster hotspots on the basis of mortality and economic loss risks due to multiple hazards. This

study, a first of its kind, provides a scientific foundation for benchmarking risks and ranking countries on the basis of their mortality and economic loss risks. The Bank is working with countries at varying degrees of risk, as brought out in this study, to assist them to reduce their vulnerabilities by giving more attention to risk reduction in preparation of their strategy documents, such as PRSPs. The Global Facility for Disaster Reduction and Recovery being established with Development Grant Facility (DGF) and donor funding will support client countries in putting in place appropriate policy, institutional and financial frameworks for risk management.

Catalyzing Greater Investment in Disaster Prevention and Mitigation. The IEG review notes weak borrower demand for investment in risk mitigation and emergency preparedness. Management would like to note that more analytical work—such as risk, vulnerability, and capacity assessment studies; modeling catastrophes in macroeconomic projection; developing mitigation strategies; and identifying priority investment opportunities with highest returns—is required at the country level to demonstrate that hazard risk is a manifestation of flawed development plans and that managing hazard risks is a good practice in sustainable development. With this in view, the Bank, in collaboration with donors in the context of the International Strategy for Disaster Reduction (ISDR),¹ is also exploring to establish a Global Facility for Disaster Reduction and Recovery to support national capacity building to deal with the risks of natural disasters and to catalyze global and regional partnerships for enhanced advocacy, information, and knowledge exchange for risk reduction in line with the strategic goals under the Hyogo Framework for Action (HFA).² The Bank commits substantial resources each year for reconstruction after disasters and this proposed program would help move the focus from reconstruction to mitigation and pre-disaster preparedness activities as a critical dimension of the Bank's poverty reduction agenda.

Coordination Inside and Outside the Bank. The review notes that the Bank has the capacity to respond

to disasters and address long-term country needs related to hazard risks, but mobilizing it is cumbersome. The Bank has a core HRM Team, which provides strategic and rapid advice to country and Regional teams, disseminates lessons learned from past experiences, and facilitates access to global practices, which have been developed through an ambitious research and knowledge management agenda. Beyond the core team, the Bank's hazard risk management approach is truly multisectoral, and the Bank's capacity is distributed across sectoral experts in country teams, Regions and Networks that are grouped in the Hazard Risk Management Thematic Group, which now consists of more than 100 Bank staff. Hazard risk management is a cross-cutting issue that requires the engagement of a large number of stakeholders. In order to develop and execute a Bankwide approach to hazard risk management in different sectors, a Steering Committee of Directors of relevant sectors has been constituted to coordinate Bank efforts in hazard risk management.

Improving Donor Coordination. The review notes that donor coordination is especially crucial to disaster relief and recovery and that increasingly governments are providing donor coordination. Where requested by the government, the Bank has facilitated collaboration between the government, multilateral and bilateral donors, and the NGOs to develop a common recovery strategy. The Bank's presence in countries has helped in staying engaged with the authorities from early on, as has been experienced in a number of recent disasters. While strengthening government capacity to better coordinate responses to disasters remains a priority, the Bank is also working with donors, multilateral development banks, and UN agencies to develop common tools and methodologies for post-disaster assessments and to improve coordination.

Emergency Recovery Loans (ERLs). An ERL as an instrument of emergency response has three main advantages, which are (i) quick disbursement against a positive list of disaster-related imports,

(ii) an ability to speed up the preparation and processing of the response and stagger response activities over the life of operation in a sequence that best fits borrowers needs due, in part, to the ability to postpone key safeguard and fiduciary processing conditions; and (iii) leadership of the process by the country director and the Advisory Committee. Management agrees with IEG's recommendations for greater emphasis on risk reduction and mitigation measures. A disaster-recovery phase often witnesses greater political will and momentum to introduce policies and plans for long-term risk reduction, and an ERL with a flexible time limit can provide a window to initiate important long-term programs, which would enable the borrowers to manage and reduce future hazard risk.

Building Resilience through Risk Mitigation. Thanks to recent advances in catastrophic risk modeling and analysis, it is now possible for country poverty and economic diagnostic work to take into account, in every disaster-prone country, the risks that the country faces, identify the overall exposure of the country's productive assets and population to such hazards, determine the vulnerability of the housing stock and productive assets and population to such hazards, and draw numeric conclusions with regard to the expected annual and probable maximum economic and fiscal losses from catastrophic events with different return periods. The Bank will increasingly work with client countries to institutionalize comprehensive disaster risk analysis, and use its results to guide its analytic and advisory activities (AAA) and lending support for investments in disaster risk mitigation and emergency preparedness.

Pricing the Residual Risk. In recent years, the Bank has made a considerable effort to develop catastrophe risk transfer mechanisms in developing countries and established partnerships with leading reinsurers. Insurance and reinsurance prices are highly sensitive to risk and thus act as the most reliable indicator of an appropriate risk management strategy. The Bank has funded a number of insurance initiatives under disaster-

related projects and is working on several innovative instruments of risk financing to meet the specific needs of client countries. The Bank's experience with contingent facilities is limited to a few initiatives, including the Turkish Catastrophe Insurance Pool (TCIP) under the fiscal year 2000 Marmara Earthquake Emergency Reconstruction Project, and a contingent loan component of the fiscal 2005 Natural Disaster Vulnerability Reduction Project—First Phase Adaptable Program Loan (APL) for Colombia. The Bank is also spearheading several new in-

tent with the Bank's overall mission to reduce poverty. The hotspots study identifies the risk level of countries on the basis of their relative risk of mortality and economic losses to six major natural hazards. The Bank will work with the government counterparts in the countries at high risks where new PRSs and CASs are being developed, to integrate risk reduction in development strategies and facilitate development and implementation of country-led national hazard risk management strategies.

Recommendation 2. Revise policy to better guide staff and enhance flexibility of Bank responses to natural disasters.

Management agrees that speed, flexibility and innovation are important to an effective disaster response. To respond to these needs, the revised OP 8.50 should (i) address simplification of procedures to make the ERL a more effective emergency lending instrument; (ii) clarify the expenditure eligibility provisions to include cash transfers and consumables; and (iii) provide time-limit flexibility in the use of ERLs to allow initiation of important long term programs, which will enable the borrowers to manage and reduce future hazard risks. The revision of OP 8.50 will also emphasize the value of other tools, which the Bank deploys in response to emergencies, such as portfolio restructuring, additional financing, supplemental development policy lending, and engagement with partners. While management agrees that certain aspects, such as emergency predictability and preparedness and technological know-how developed in response to natural dis-

asters, may not apply to other types of disasters, the vast majority of recovery and reconstruction aspects to be addressed in all emergencies (including social assistance to address the needs of displaced persons and other vulnerable groups, economic integration and reinstatement of basic services, communication with affected populations and communities, restoration of livelihoods, and rebuilding of infrastructure) are in fact the same. The ongoing revision of OP 8.50 will result in a flexible, principles-based umbrella policy for emergencies. This approach will allow the Bank to tailor its response to different types of emergencies, whatever the underlying causes may be, and thus ensure increased effectiveness and relevance of Bank assistance.

Recommendation 3. Increase Bank capacity to respond to disasters and ensure that it can be mobilized quickly.

Management concurs that the development of a cadre of staff with sufficient specialized expertise for disaster response and mitigation is crucial. Beyond the core team of specialists in the anchor HRM Team (INF) and the Regions, the Bank will implement a time-bound program for capacity enhancement of Bank staff, put in place a standard emergency response plan, and constitute a Quick Reaction Team (QRT) of disaster specialists from Regions and Networks for rapid deployment in disaster-affected areas.

Management Action Record. The draft Management Action Record provides more specific responses to IEG's recommendations. It is attached below.

Recommendation	Management Response
<p>Prepare a strategy or action plan for natural disaster assistance.</p>	<p>Management agrees that a systematic approach for better managing disaster risks needed at all levels. The Bank's natural disaster assistance would benefit from a country-led and country-owned national hazard riskmanagement approach focusing on concrete client governments' needs. These needs, as reflected in clients' national strategies, should be the foundation for a program of BankGroup assistance to reduce disaster risks. Mainstreaming riskmanagement in all relevant Bankoperations and similarly helping countries to integrate riskmanagement in all relevant sectoral development strategies is a good practice consistent with the Bank's overall mission to reduce poverty.</p>
<p>The Bank's natural disaster assistance would benefit from the development of a strategy or action plan and related guidance that would: help staff to respond to emergencies with quick relief and well-planned reconstruction, and to do so more effectively in a much shorter period; ensure that contingency funds (be it on a country, regional, or global scale) result in all borrowing countries receiving a timely and adequate financial response to major events; and help bring natural hazard riskmanagement to the most vulnerable countries.</p>	
<p>The strategy or action plan needs to identify a methodology to assess each country's level of disaster risk. It is suggested that countries be divided into high, medium, and low-risk groups. The action plan then needs to identify how the Bank will assist borrowers in each category to lower their vulnerabilities and to build on local capacities and leadership. In highly vulnerable countries, the action plan needs to make provisions to give more attention to natural hazards during the appraisal of investment projects generally, and specifically in the preparation of PRSPs, CASs, and other strategic documents. Where appropriate, these documents need to go beyond a description of the risks, and identify monitorable mitigation and institutional development activities. For the most vulnerable countries, contingency funding needs to be available, whether as part of another loan, a set-aside in the CAS lending program, or a free-standing catastrophe fund (though these may become unnecessary if regional or global funds are eventually established). Another alternative worth consideration is a special fund under the President's control that can be used to fund a quickstart when disaster occurs. Countries deemed to be at medium to high risk need to include disaster-resilient design in Bank-financed projects. For all countries disaster risks need to be considered in standard risk assessment documents.</p>	<p>The methodology provided by the hotspots initiative, conducted by the Bank and other partners, identifies the relative risk levels of countries on the basis of mortality and economic losses associated with six major natural hazards. Countries at high risk, where new Poverty Reduction Strategy Papers (PRSPs) and Country Assistance Strategies (CASs) are being developed, are being identified for initiating a dialogue with the government counterparts so that risk management approaches can be mainstreamed early on.</p>
<p>The strategy or action plan should be submitted to the Board for discussion.</p>	<p>In fiscal 2006–8, management plans to focus on the following action items:</p> <ul style="list-style-type: none"> • Facilitate the preparation and implementation of country-led national hazard riskmanagement strategies, as part of national development strategies. • Mainstream diagnosis of natural disaster risks in CAS and provide financial and advisory support to the implementation of hazard riskmanagement strategies when requested by the respective governments. • Working in partnership with governments, UN and other multilateral development banks (MDBs), establish a Bank-led global facility for disaster reduction and recovery, to provide technical and financial assistance to client countries for developing national riskmanagement strategies and action plans for risk prevention, and better disaster preparedness. • Develop incentives for client investment in mitigation measures, especially in high-risk countries. • Develop a Bankwide emergency response plan along with necessary Standard Operating Procedures and Checklists to guide the Bank staff to respond to emergencies and undertake a well-planned recovery.

Recommendation	Management Response
<p>Revise policy to better guide staff and enhance flexibility of Bank responses to natural disasters.</p> <p>Emergencies are of many sorts and, although there is some overlap, most differ from the disasters created by natural events in critical ways. Bank policy needs to reflect these differences by treating conflict and epidemic diseases separately, with provisions that apply only to the relevant topic. There are two ways in which this can be done: natural disasters can either be the subject of a separate operational policy (as called for in the 1998 IEG evaluation of the Bank's experience with post-conflict reconstruction); or OP 8.50 could include specific provisions for natural disasters, for post-conflict situations, and for health and other emergencies, so that each topic is dealt with separately. In whatever form it takes, Bank policy needs to focus more on disaster prevention and vulnerability reduction in all natural disaster operations. Policy prohibitions on relief and the financing of recurring events need to be relaxed.</p> <p>Accelerated processing and provisions for quick disbursement for ERLs have partially addressed the need for speed in undertaking short-term activities, though they could be fruitfully complemented by a new mechanism, such as a special central fund managed by the President's office (akin to the one in place in IDB) to fund the most urgent needs in the early days of a disaster response. But the use of ERLs is less appropriate for longer-term activities, such as mitigation, reconstruction, and institution building, which require a longer preparation and appraisal time and need not be exempted from due diligence standards and safeguard compliance. Similarly, attention to social issues during preparation and implementation generally requires a longer period than has been available under ERLs. Such activities are more suited to standard investment lending but have often been short-changed because of the ERL's three-year implementation time, and the loss of borrower interest in a second loan following the ERL.</p>	<p>Management agrees that speed, flexibility and innovation are important to an effective disaster response. To respond to these needs, the revised OP 8.50 should (i) address simplification of procedures to make the ERL a more effective emergency lending instrument; (ii) clarify the expenditure eligibility provisions to include cash transfers and consumables; and (iii) provide time-limit flexibility in the use of ERLs to allow initiation of important long term programs, which will enable the borrowers to manage and reduce future hazard risks. The revision of OP 8.50 will also emphasize the value of other tools, which the Bank deploys in response to emergencies, such as portfolio restructuring, additional investment financing, supplemental development policy lending, and engagement with partners.</p> <p>While management agrees that certain aspects, such as emergency predictability and preparedness and technological know-how developed in response to natural disasters, may not apply to other types of disasters, the vast majority of recovery and reconstruction aspects to be addressed in all emergencies (including social assistance to address the needs of displaced persons and other vulnerable groups, economic integration and reinstatement of basic services, communication with affected populations and communities, restoration of livelihoods, and rebuilding of infrastructure) are in fact the same. The ongoing revision of OP 8.50 will result in a flexible, principles-based umbrella policy for emergencies. This approach will allow the Bank to tailor its response to different types of emergencies, whatever the underlying causes may be, and thus ensure increased effectiveness and relevance of Bank assistance.</p> <p>Management agrees that more emphasis must be placed on disaster prevention and risk reduction in all natural disaster operations, and actions to that end are set out in response to the first recommendation above.</p>
<p>Increase Bank capacity to respond to disasters and ensure that it can be mobilized quickly.</p> <p>Whether or not there is a designated unit to deal with natural disasters and hazard risks, the Bank needs the capacity to quickly gather and disseminate international experience to borrowers in an emergency. In addition, task teams need support while conducting post-disaster assessments and designing emergency interventions tailored to the needs and capacities of each borrower. Responding to disasters requires multisectoral</p>	<p>Management agrees that the development of a cadre of staff with sufficient specialized expertise for disaster response and mitigation is crucial. Beyond the core team of specialists in the HRM Team in the Infrastructure Network anchor (INF) and its important functions in training and knowledge management and technical assistance to the country teams and Regions, the following actions will be taken before end-fiscal 2007 to increase the Bank's capacity and to put in place an effective mobilization plan for emergency management specialists:</p>

Recommendation

expertise. Including disaster-knowledgeable people on Bank missions following major crises can be crucial. Being selective in staffing identification for missions in post-disaster settings avoids problems of design and scale of response that can occur when people are sent who are not used to seeing destruction on a massive scale or who lack country knowledge. The Bank has very few such people, and it currently has no consistent mechanism for mobilizing them to respond to natural disasters. Pulling members of the Hazard Management Thematic Group currently is not a good idea because of the inevitable

few-knowledgeable staff that these people tend to be.

APPENDIX K: CHAIRMAN'S SUMMARY: COMMITTEE ON DEVELOPMENT EFFECTIVENESS (CODE)

Background. The IEG Report prepared at the request of the Board covers a range of analytic services, technical assistance, and more than 500 projects amounting to over US\$26 billion in lending since 1984 related to natural disasters.

Main Findings and Recommendations. The Report discusses the rationale for the Bank's involvement in disaster assistance, its response to natural disasters, mainstreaming risk management into development strategy, and cross-sectoral and cross-regional coordination within the Bank and with other development partners. Three major recommendations are to prepare and submit to the Board for discussion a strategy or action plan for natural disaster assistance, revise policy (OP 8.50), and increase Bank's capacity to respond to disasters and ensure that it can be mobilized quickly.

Draft Management Response. Overall, management welcomed IEG's evaluation, found the report's main findings to be sound, and appreciated its recommendations. They clarified the activities already undertaken or planned for the near future: first, the Bank is working with the governments of high-risk countries to integrate risk reduction in PRSPs and CASs, and a new global facility for disaster reduction and recovery is being established to provide speedy and effective technical assistance to clients; second, Operational Policy 8.50 is being revised; and third, the Bank is in the process of strengthening its in-house capacity on disaster mitigation and emergency response by providing training to staff and by constituting a Quick Reaction Team (QRT) of Bank staff with relevant expertise and experience in disaster-related operations for rapid deployment to disaster-affected areas.

Conclusions and Next Steps. The Committee unanimously commended the IEG Report for its analytical rigor and insight, and welcomed management's response. Members were pleased with the high performance rating of the Bank's disaster response operations, exceeding that of the Bank's regular portfolio. This being said, it was recognized that the Bank needs to become even better prepared to assist its clients to reduce disaster risks both ~~in~~ and ~~at~~. Agreeing with the Report that mainstreaming hazard risk management in the Bank's operations is the most effective way to achieve sustainable poverty reduction, speakers encouraged greater emphasis on disaster risk reduction in Country Assistance Strategies (CASs) and Poverty Reduction Strategy Papers (PRSPs), in particular in countries prone to natural disasters. The need to address the link between climate change and the frequency and severity of natural disasters was also discussed in this context. A variety of views was expressed on proposed financial mechanisms to support national capacity building and catalyze global and regional partnerships. A review of Bank's Operational Policy 8.50 was broadly supported despite some diversity of opinion on the direction of this effort. The end of the calendar year 2006 was welcomed as a deadline for the completion of the revision, with an understanding that the revised OP 8.50 would be accompanied by a complementary covering note on disaster management, which could clarify the broader issues raised at the meeting and by IEG. The creation of a QRT was broadly welcomed as a measure to sharpen the Bank's own staffing deployment capacity. The main issues raised during the meeting were the following:

Strategy. There was strong support for a strengthened Bank involvement in disaster management.

One speaker stated that this involvement was at the heart of the Bank's founding mandate for reconstruction and development. Most members supported the suggestion that the Bank needs a clear but flexible strategy for assistance to disaster management. Management proposed that rather than developing a full-fledged stand-alone strategy paper, it would be more practical and appropriate to capture broad strategic issues raised by the Committee and IEG in the cover note attached to the revised Operational Policy (OP 8.5).

Mainstreaming Disaster Management. Many speakers agreed that natural disasters should be treated as integral elements of development processes, and emphasized the importance of the Bank shifting its focus on disaster management even further toward prevention and preparedness and to mainstream disaster management in its strategies and operations. In this vein, several speakers urged the Bank to include disaster management as major theme in CASs for all vulnerable countries, especially fragile and small island states. Likewise, governments were encouraged to do the same for PRSPs. Agreeing with the comments, management gave the example of the recent CAS for the Organization of Eastern Caribbean States (OECS) countries, where disaster preparedness and prevention were used as one of the strategy pillars. Speakers stressed that Bank's engagement should be flexible enough to respond to and to all types of disasters. Members pondered how to convince governments to adopt policies and measures to reduce disaster risks. For this purpose, many speakers called for proactivity by the Bank and timely sharing with the governments of vulnerable countries of accurate, scientific-based risk assessment as well as data on impacts of natural disasters. In this context, it was suggested that country risk analysis should also be an essential element of CASs and PRSPs and that the Bank's recent "hotspots" publication be distributed among the constituencies.

Financing Disaster Management. The evaluation findings revealed a need for more flexible ways of mobilizing Bank financing for disaster responses. On this point, some speakers urged

caution on establishing a separate contingent fund and suggested more discussion on the topic. One member suggested that this debate needed to be situated in the context of potential future revisions of the IDA allocation framework. This could be done by revising the existing IDA allocation framework, by earmarking separate resources within the IDA funding envelope, or by creating a special fund outside of IDA. Furthermore, funding initiatives by other donors would need to be examined in order to avoid overlaps. This comment drew support from other discussants. Management indicated that these issues will be discussed with other donors over next few months.

Some speakers urged the Bank to examine more deeply the apparent lack of private sector financing for disaster risk management (including private insurance). Management agreed with this observation and clarified that private insurance may be more suitable in middle-income countries (e.g., Turkey) with more developed financial sectors, while it may present problems for small countries. Staff further clarified that in cases where market failures prevented the provision of private disaster insurance, insurance mechanisms that would be partly financed by premiums, and partly through development aid, could be considered. The Bank will engage in discussions on this over next several months.

Instruments. A member found deficiencies in the traditional emergency recovery loans (ERL), and agreed with the Report's findings that ERL's duration of three years limited the scope to Bank's achieve lasting results. Loan reallocations and "front-loading" of CASs in the wake of disasters caused concern to some speakers, as such approaches tend to divert resources from other projects. Management clarified that it was considering the introduction of new innovative instruments, including contingent financing instruments. Additionally, the Bank is also planning to present for Board approval a Global Facility for Disaster Reduction and Recovery (through Development Grant Facility funding), to be established in collaboration with members of the International Strategy for Disaster Re-

duction (ISDR) System, particularly national governments, the UN system, and the private sector. This Global Facility would focus on country-level technical assistance and holistic capacity building for both ~~the~~ and ~~the~~ disaster risk management in client countries.

Climate Change. Several speakers regretted the absence of the issue of climate change from the documents under discussion, noting that abrupt and powerful effF9 1 Tt6l63(senBi)]TJ0 19 Tm-0weaTt6r0.0docuntyastcreaspeakISDR) System,imminc(atsistance and1889.5 6

dis-
0.4004 wastlee1 ts Twnce

dis-

o e (ew 4

Sefollowunde- evp(e evpnas, 9isundeexam0lesaofsistance and 05cn s60 5396T-0.ascibeundeuoed8fo0 shelt1.3010

Disaster Reduction (ISDR) System have been established for leveraging resources and developing common tools and methodologies for risk management and post-disaster assessments and other recovery instruments. It was also noted that the Bank has been invited to be a member of the strategic oversight board for the entire ISDR System.

Enhancing Bank Capacity and Staffing. Most speakers welcomed the Bank's good record in global disaster response and recovery, but also agreed with the findings of the Report on the need to strengthen Bank staffing capacity further, to assist its clients to respond to disasters timely and efficiently. Management agreed with these comments and stressed the importance of systematically strengthening and building staff capacity for emergency response and disaster mitigation. In recognition that more organization and flexibility was needed in moving expert staff from one region to another and equipping them with necessary "tools," management indicated that in addition to a small specialized core team in the Infrastructure Network ("Hazard Risk Management Team"), a Bank-wide Quick Reaction Team was being established. Most members broadly supported the QRT proposal, while one member favored establishing a specialized and well-

staffed hazard risk unit. Management responded that there were no plans for a new, specialized unit, but that a proposal for a more flexible deployment of institutional capability from across the Bank was being developed.

Other Issues. Some speakers noted the dearth of information on gender and urged the Bank to devote more attention to gender assessments in connection with its disaster assistance. Staff responded that gender issues are integral to Bank's approach to risk management in operations, especially for post-disaster projects, where women's participation has become integral to recovery and reconstruction project design. A member also raised the issue of procurement problems in disaster situations, especially when dealing with infrequent borrowers. However, staff also stressed the need for maintaining a sufficient degree of flexibility in procurement in disaster situations. A speaker introduced the issue of after disasters, to which management responded that the IEG report and findings from self-evaluation of operational work (e.g., CAS Completion Reports and Implementation Completion Reports) provide valuable information for operationalizing resettlement.

Pietro Veglio
Chairman

ENDNOTES

1. John MacKinlay and Randolph Kent, "A New Approach to Complex Emergencies," *Public* 4: 31-49.
 2. ABC news report, October 16, 2005, quoting Prime Minister Shaukat Aziz.
 3. Official development assistance equaled \$5.154 billion (OECD data). Bank lending, based on approvals for 38 projects over 1996–2006, equaled \$5.277 billion.
 4. Bank research (World Bank 1998) has shown evidence that increases in development may initially lead to increases in vulnerability before declining as an economy becomes more developed.
1. The treatment of reallocations in the several Bank databases is inconsistent. A small amount of double counting may have occurred where reallocated loan proceeds are reported twice, in the original ICR and as part of new emergency loans.
 2. This amount includes grants. Also taken into account are 11 Bank-administered projects using resources from the Global Environment Fund and trust funds. In the absence of a completion report, appraisal estimates of activity costs were used. If no amount could be found for the disaster activity, but it was included in a larger activity at the subcomponent level, the only available amount was used.
 3. Thirty-four drought projects had activities related to other types of disasters as well.
 4. For this reason, when classifying disaster types, loans are sometimes double counted, and the number of projects is greater than 528.
 5. The OPN referred to them as "reconstruction projects."
 6. This does not include damage assessments or Board Reports.
 7. Since Bank documents and databases do not always include information on the amount reallocated, the total amount of reallocations is actually higher. The \$3.0 billion does not include information on 29 percent of the 217 reallocation projects.
 8. A Hazard Risk Management steering committee, jointly chaired by the directors of the Financial Sector Operations and Policy Department (OPD) and the Transport and Urban Development Department (TUD), was constituted in fiscal 2006 to advise the thematic group and to facilitate better coordination among various units across the World Bank Group that work on disaster-related issues. The steering committee will meet quarterly and communicate electronically as necessary. It is expected that the steering committee will improve synergy through information sharing and provide strategic guidance to the thematic group.
 9. Surveys were sent to 219 task managers, 34 of whom responded (a 16 percent response rate).
1. United Nations Division for the Advancement of Women (DAW), Inter-Agency Secretariat of the International Strategy for Disaster Reduction (UN/ISDR), "Environmental Management and the Mitigation of Natural Disasters: A Gender Perspective," Report of the Expert Group Meeting, Ankara, Turkey, 6-9 November 2001. <http://www.crid.or.cr/digitalizacion/doc/eng/doc13987.doc>.
 2. The four disaster types were tropical cyclones, floods, earthquakes, and drought.
 3. The predominant concerns were environmental degradation, particularly of watersheds in rural areas, and the effects of rapid and uncontrolled urbanization.
 4. The six natural hazards were drought, floods, wind storms, earthquakes, landslides, and volcanoes.
 5. A first step in such a strategic approach may be wider adoption of the "five pillars" currently used in Europe and Central Asia, Latin America and the

Caribbean, and South Asia: risk assessment, risk mitigation, institution building, emergency preparedness, and risk financing.

6. Eleven of them are interim PRSPs (IPRSPs). For a full list, see: [http:// web.worldbank.org/WBSITE/EXTERNAL/TOPICS/EXTPOVERTY/EXTIPRS/0,,menuPK:384207~pagePK:149018~piPK:149093~theSitePK:384201,00.html](http://web.worldbank.org/WBSITE/EXTERNAL/TOPICS/EXTPOVERTY/EXTIPRS/0,,menuPK:384207~pagePK:149018~piPK:149093~theSitePK:384201,00.html).

7. According to the Hazard Risk Management Team, those PRSPs are Cambodia (2003), Ghana (2003), Honduras (2001), Malawi (2002), Mongolia (2003), Mozambique (2001), Nicaragua (2001), Tajikistan (2002), and Vietnam (2002).

8. IEG-World Bank, in consultation with the Hazard Risk Management Team of the Urban Unit, started with the list of hotspot countries that are borrowers from the Bank and divided them into three groups according to levels of vulnerability (high, medium, and low), based on to the percentage of a country's GDP at risk from two or more natural hazards. The countries in the high- and medium-risk groups are listed in Appendix E, tables E.2a and E.2b. This was deemed suitable because an approach based on economic risk is in line with the Bank's work as a financial institution. It needs to be stressed that the proposed categorization is offered for the purpose of stimulating discussion. It is not IEG's role to be the arbiter of borrower risk. Bank management may choose to categorize countries with a more complex system (including mortality risk, for example) that takes more account of issues such as Africa's high susceptibility to drought but lower economic vulnerabilities. Only three African countries currently figure in the proposed high- and medium-risk groups.

1. <http://web.worldbank.org/WBSITE/EXTERNAL/EXTABOUTUS/EXTARCHIVES/0,,contentMDK:20485265~pagePK:36726~piPK:437378~theSitePK:29506,00.html>

2. See the balance of payment background paper (IEG 2004b; informal, available on request).

3. Such countries would include many of the least-developed countries.

4. See the balance of payment background paper (IEG 2004b; informal, available on request).

5. That so many ERLs are planned to take longer than three years indicates that practice often departs from policy. Some task managers of disaster projects

have admitted that they did not even realize that ERLs had a three-year limit.

6. The analysis included 459 ongoing and completed disaster projects for which data were available.

7. Twenty-seven percent equates to 125 ongoing and completed projects, out of a total of 459 projects.

8. The analysis examined 303 completed projects.

9. The analysis examined 4,503 projects approved after fiscal year 1984 and completed by 2004.

10. The lower average may be explained by the structural adjustment projects, which typically take less time than most projects. Without structural adjustment projects, the average implementation time goes up to 6.76 years (2,467 days). These findings would still suggest that natural disaster projects do not take less time to implement than other projects, on average.

11. Fifty-nine completed ERLs were analyzed.

1. Asian Disaster Reduction Center http://www.adrc.or.jp/LWR/LWR_abridged/definitions.pdf

2. Another 30 projects mentioned participation in connection with labor, 21 mentioned consultation, 11 mentioned self-help construction, and 47 mentioned participation in other contexts.

3. The countries were Bangladesh, Honduras, India (Gujarat), Mozambique, and Turkey.

4. Social vulnerability is reflected by the degree to which a socioeconomic system or physical assets are either susceptible or resilient to the impact of natural hazards and environmental changes. This vulnerability is determined by a combination of several issues, according to DAW and the UN/ISDR Secretariat: 1) hazard awareness; 2) the condition of human settlements and infrastructure; 3) public policy and administration; 4) the wealth/poverty of a given society; 5) organized abilities in all fields of disaster and risk management; 6) inequalities—gender relations, economic patterns, and ethnic or racial divisions; and 7) development practices that do not take into account susceptibility to natural hazards (United Nations Division for the Advancement of Women [DAW], Inter-Agency Secretariat of the International Strategy for Disaster Reduction [UN/ISDR] 2001. <http://www.crid.or.cr/digitalizacion/doc/eng/doc13987.doc>)

5. Albala-Bertrand, as cited in Freeman and others 2002.

6. The Bank began flagging projects with specific poverty objectives in 1992, and recently discontin-

ued the practice. The average of the project ratings of these 44 completed disaster PTI interventions was 91 percent satisfactory—much higher than the Bank average of 72 percent.

7. Of these, 65 were completed and rated, with 80 percent having satisfactory outcomes.

8. According to the Center of Studies in Social Science (CSSS) 1999 study, the male-female ratio of the surveyed population in Maharashtra was significantly higher than the ratio of the earthquake-devastated districts. It was 942 and 937 for Latur and Osmanabad and 926 for the surveyed population af-

proach, providing support primarily for disaster prevention and mitigation measures, including at the community level where vulnerability is often greatest, to reduce the impact of natural hazards on Vietnam's development process).

12. For the remaining 3 percent, no information was available.

13. Storms wash soil and debris into rivers, reducing channel capacity and increasing the risk of flooding. River training, the only solution other than addressing the root causes of the problem, consists of a series of works that modify or constrain the behavior of rivers, typically including the creation of new embankments and the upgrading of existing ones, the planting of certain varieties of trees and grasses to hold soil in place, and stabilizing the outer edge of river bends using stones or other inorganic material to lessen erosion and to keep the river to its course. Once rivers leave their channels due to flooding, they can abandon them for good. River training returns waterways to alignments from which they have departed. River training also protects bridges, drainage infrastructures, and roads by the creation of guide bunds (sometimes referred to as hard points).

14. No information was available for 4 percent of projects.

15. The largest proportion occurs in African projects. However, among the 138 projects that consist wholly of disaster-related activities, 49 mention working with other donors, and the South Asia Region has the largest proportion. Curiously, project documents have mentioned other donors less and less as the years have gone by. This may simply be a reporting phenomenon.

1. Two-thirds of the 40 projects referenced dealt with reconstruction after natural disasters, and one-third dealt with reconstruction after civil wars.

2. These are the earliest natural disaster projects adequately documented in currently accessible files.

3. Though ERL procedures already were laid down in the OPN, the use of that term occurred only later in the OD, which stipulated that every ERL should have the term "emergency," "recovery," or "reconstruction" in the title, to be more easily recognizable. Conversely, however, not every loan with these words in its title is an ERL.

1. Project concept date (PCD) was used for the analysis of the timing of the all Bank projects, and that figure is compared with all disaster projects in the background paper. The analysis of timing from event date only looks at projects for which that date is available.

2. The effectiveness time is defined as the time between Board approval and the time when the project can start disbursing funds.

3. Balance of payment/budget support was examined separately because it is considered one of the quickest forms of Bank lending.

4. Balance of payment projects had already been identified in a previous analysis of the component activities of completed projects.

1. TURKEY: For more information, see the Turkey Emergency Earthquake Recovery Project PPAR (~~PPAR~~
~~TR~~
~~English~~
~~Page 1 - TR English~~
~~Page 38 TR~~
~~Page 15 8 TR~~).

1. The ISDR aims at building disaster resilient communities by promoting increased awareness of the importance of disaster reduction as an integral component of sustainable development, with the goal of reducing human, social, economic, and environmental losses due to natural hazards and related technological and environmental disasters. See [http:// www .unisdr.org](http://www.unisdr.org)

2. The World Conference on Disaster Reduction, which was held in Kobe (Hyogo, Japan) on January 18-22, 2005, adopted the Hyogo Framework for Action 2005-15: Building the Resilience of Nations and Communities to Disasters.

3. See the joint IBRD/IDA/IFC Country Assistance Strategy for the Organization of Eastern Caribbean States (Report No. 22205-LAC), which was discussed by the Executive Directors on September 6, 2005. A note describing the proposal, which was presented to the 2005 Small States Forum held in Washington, DC on September 24, 2005, is available at [www.world bank.org/smallstates](http://www.worldbank.org/smallstates).

REFERENCES

- Akkayan, Taylan, Yuksen Kirimli, and Tulin Polat. 2000. "Beneficiary Assessment, Republic of Turkey Emergency Earthquake Recovery Loan." Istanbul University.
- Anderson, Mary B., and Peter J. Woodrow. 1989. *Disaster Preparedness*. Boulder, CO: Westview.
- Benson, Charlotte. 1997. "The Cost of Disasters." In *Disaster Preparedness*, John Twigg, ed. Oxford: The U.K. National Co-ordination Committee for the International Decade for Natural Disaster Reduction. <http://www.bghrc.com/DMU/DEVRIK1/DEVRIK/BENSON.HTM>
- CSSS (Center of Studies in Social Science). 1999. "Survey of Rehabilitated Households Affected by Killari Earthquake (Latur and Osmanabad Districts)." Pune, India: CSSS.
- Freeman, Paul K. 2000. "Estimating Chronic Risk from Natural Disasters in Developing Countries: A Case Study on Honduras." Paper for the Annual Bank Conference on Development Economics—Europe Development Thinking at the Millennium, June 26-28, 2000, Paris.
- Freeman, Paul K., Leslie A. Martin, Reinhard Mechler, Koko Warner, with Peter Hausmann. 2002. "Catastrophes and Development: Integrating Natural Catastrophes into Development Planning." World Bank Disaster Risk Management Working Paper Series No. 4. Washington, DC, http://www.proventionconsortium.org/files/catastrophes_complete.pdf
- Gilbert, Roy. 2001. "Doing More for Those Made Homeless by Natural Disasters." World Bank Risk Management Working Paper Series No. 1. Washington, DC.
- Guha-Sapir, Debarati, David Hargitt, and Philippe Hoyois. 2004. "Thirty Years of Natural Disasters, 1974–2003: The Numbers." Brussels: Center for Research on the Epidemiology of Disasters.
- IEG-World Bank (Independent Evaluation Group-World Bank; formerly OED). 2005a. "Project Performance Assessment Report, Bangladesh Coastal Embankment Rehabilitation Project (C2783-BD)." Washington, DC.
- . 2005b. "Project Performance Assessment Report, Turkey: Erzincan Earthquake Rehabilitation and Reconstruction Project (L3511-TR), Turkey Emergency Flood and Earthquake Recovery Project (L4388-TR), and the Emergency Earthquake Recovery Project (L4518-TR)." Washington, DC.
- . 2005c. "Lessons Learned: The Findings of 303 Project Evaluations." IEG Background Paper. Washington, DC. Photocopy.
- . 2005d. "Analysis of the Country Assistance Strategy." IEG Background Paper. Washington, DC. Photocopy.
- . 2005e. "Women and Disaster Reconstruction in World Bank-Financed Projects." IEG Background Paper. Washington, DC. Photocopy.
- . 2005f. "Effectiveness of Bank Post-Disaster Lending in the Organization of Eastern Caribbean States, 1984–2004." IEG Background Paper. Washington, DC. Photocopy.
- . 2005g. *Project Performance Assessment Report, Bangladesh Coastal Embankment Rehabilitation Project (C2783-BD)*. IEG Study Series. Washington, DC: The World Bank.

- . 2004a. "Project Performance Assessment Report: El Salvador Earthquake Reconstruction Project (L2873-ES)." Washington, DC.
- . 2004b. "The Impact of Balance of Payment Lending in the Context of Natural Disaster." IEG Background Paper. Washington, DC. Photocopy.
- . 2003. "Natural Disasters and Emergency Reconstruction: A Review of the Literature." Washington, DC. Photocopy.
- . 2002. *World Bank*. IEG Study Series. Washington, DC: World Bank.
- . 1998. *World Bank*. IEG Study Series. Washington, DC: World Bank.
- IFRC (International Federation of Red Cross and Red Crescent Societies). 2005. "Humanitarian Media Coverage in the Digital Age." *World Bank* 2005. Bloomfield, CT: Kumarian.
- . 2001. "Relief, Recovery, and Root Causes." *World Bank* 2001. <http://www.ifrc.org/publicat/wdr2001/chapter1.asp>
- IMF (International Monetary Fund). 2003. "Being Prepared: Natural Disasters Are Becoming More Frequent, More Destructive, and Deadlier, and Poor Countries Are Being Hit the Hardest," by Paul K. Freeman, Michael Keen, and Muthukumara Mani. *World Bank* 40 (3):42–45.
- Linnerooth-Bayer, Joanne, and A. Amendola. 2000. "Global Change, Natural Disasters and Loss-Sharing: Issues of Efficiency and Equity." *World Bank* 25(2).
- Linnerooth-Bayer, Joanne, and Reinhard Mechler. 2005. "Disaster Risk Financing for Developing Countries." IIASA Presentation for the World Bank. Washington, DC, IIASA, November 17, 2005.
- MacKinlay, John, and Randolph Kent. 1997. "A New Approach to Complex Emergencies." *World Bank* 4: 31–49.
- Munich Re. 2000. "Topics 2000: Natural Catastrophes—the Current Position." Munich.
- Mushtaque, A., R. Chowdhury, Abbas U. Bhuyia, A. Yusuf Choudhury, and Rita Sen. 1993. "The Bangladesh Cyclone of 1991. Why So Many People Died." *World Bank* 17 (4).
- OED (Operations Evaluation Department) See IEG.
- Oxfam International. 2005. "The Tsunami's Impact on Women." *World Bank*, p. 7. Retrieved on August 5, 2005 from: http://www.oxfam.org.uk/what_we_do/issues/conflict_disasters/downloads/bn_tsunami_women.pdf
- ProVention. Forthcoming. *World Bank*. Washington, DC.
- United Nations Division for the Advancement of Women, Inter-Agency Secretariat of the International Strategy for Disaster Reduction. 2001. "Environmental Management and the Mitigation of Natural Disasters: A Gender Perspective." Report of the Expert Group Meeting, Ankara, Turkey, 6–9 November.
- UNISDR (United Nations Inter-Agency Secretariat of the International Strategy for Disaster Reduction). 2004. "First Announcement, World Conference on Disaster Reduction, 18–22 January 2005, Kobe, Hyogo, Japan." <http://www.unisdr.org/wcdr/preparatory-process/1st-announc/First-Announcement-WCDR-eng.pdf>
- UNDP (United Nations Development Program). 2004. *World Bank*. New York: UNDP Bureau for Crisis Prevention and Recovery.
- Webster, P.J., G. J. Holland, J. A. Curry, and H.-R. Chang. 2005. "Changes in Tropical Cyclone Number, Duration, and Intensity in a Warming Environment." *World Bank* 16 (309): 1844–46.
- World Bank. 2005. *World Bank*, Maxx Dille, Robert S. Chen, Uwe Deichmann, Arthur L. Lerner-Lam, and Margaret Arnold, with Jonathan Agwe, Piet Buys, Oddvar Kjekstad, Bradfield Lyon, and Gregory Yetman. Washington, DC: The World Bank.
- . 2004a. "Guidelines. Procurement under IBRD loans and IDA Credits." <http://sitere-sources.worldbank.org/INTPROCUREMENT/Resources/Procurement-May-2004.pdf>.
- . 2004b. *World Bank* 2003—*World Bank*

~~Ch~~ New York: Oxford University Press for the World Bank.

———. 1998. ~~The World~~

~~Survival~~. World Bank Technical Paper 401. Washington, DC.

World Bank DMF (Disaster Management Facility)/ProVention Consortium. 2003. "Fighting

Poverty while Supporting Recovery from Major Disasters, Synthesis Report, Learning Lessons from Recovery Efforts." Washington, DC.

———. 1991. ~~Engel~~. *T J / B1 8S2D0.*, ~~Ab~~ 001 M ~~U~~. *T J*

01000000 (E) / g g g

Bj

Evaluation Country Case Series

- Bolivia
- Burkina Faso
- Cameroon
- Chad
- Cote d'Ivoire
- ESIA
- Indonesia
- Iraq
- Republic of Congo
- Uganda

Proceedings

- China
- India
- Indonesia
- Japan
- Mexico
- Pakistan
- Philippines

IEG

INDEPENDENT EVALUATION GROUP



THE WORLD BANK



ISBN 0-8213-6650-5

